NOTES:
- ALL SHAFTS SHALL HAVE 100% POWER BACKUP.
- ALL ELECTRICAL INSTALLATIONS SHALL BE AS PER NFPA 70 NEC CODE.
- FIRE-FIGHTING SAFETY PROVISIONS WILL BE AS PER RELEVANT NBC PROVISIONS.
- BASEMENT AREA SHALL BE MECHANICALLY VENTILATED AS PER RELEVANT CODE.
- ALL TOILETS ARE VENTILATED AS PER HARYANA BUILDING CODE.
- FIRE SUPPRESSION AUTOMATIC SPRINKLER SYSTEM WHEREVER REQUIRED BY NBC BUILDING WILL BE DESIGNED ACCORDING TO RELEVANT CURRENT CODE I.S. CODES FOR EARTHQUAKE RESISTANCE.
- ALL HIGHRISE BUILDINGS ARE INTERCONNECTED THROUGH CORRIDOR/BRIDGES.
- GOAL OF ENERGY REQUIRED CAPACITY SHALL BE PROVIDED ON ROOF TOP AS PER HAREDA / ZONING NORMS.
- GALLERY SHALL BE ALLOWED ONLY ONE SIDE IN ANY ONE OF THE ROOMS IN RESIDENTIAL APARTMENT SPACE. BUT IF GALLERY IS PROVIDED, SPACE SHALL BE SPRINKLER ON BOTH SIDE OF THE SAME WALL.
- ALL HANDICAP RAMPS WITH RAILING

KEY PLAN

PRINCIPAL ARCHITECT:

ARCOP ASSOCIATES PVT. LTD. A-15, Pamposh Enclave, Greater Kailash-1, New Delhi-110048

ARCOP

MEP CONSULTANTS

ZOVIBONS BUILDING SERVICES CONSULTANTS
A-1/1, Ashok Vihar, South, New Delhi - 110052
Ph. 011-47150004
E-mail: zovibons@gmail.com

PROJECT:- RERA SEB BUILDING PLANS OF COMMERCIAL WITH RESIDENTIAL COMPONENT (UNDER LIEPT COVID POCKET POLICY) MORGANG 3.95 ACRES (LICENCE NO. 32 OF 2020 DATED 31.07.2020 & LICENCE NO. 39 OF 2021 DATED 16/05/2021) FALLING IN THE VILLAGE AQAMPUR, SUB TEHSIL MAZRABAD, SECTOR-85 DISTRICT GURUGRAM (HARYANA) PROPOSED TO BE DEVELOPED BY PYRAMID CITY PROJECTS LLP & OTHERS IN COLLABORATION WITH ELAN LIMITED.

Pramod Kumar Aggarwal
Director
Pyramid City Projects LLP
Designated Partner

CONSTRUCTION STRUCTURE — ARCHITECT'S SIGNATURE

DRAWING TITLE: SITE PLAN

DRAWING NO. A-01 — SCALE 1:200

NOTES:
- ALL SHAFTS SHALL HAVE 100% POWER BACKUP
- ALL ELECTRICAL INSTALLATIONS SHALL BE AS PER PROVISIONS NBC
- FIRE-FIGHTING SAFETY PROVISIONS WILL BE AS PER RELEVANT NBC PROVISIONS
- BASEMENT AREA SHALL BE MECHANICALLY VENTILATED AS PER RELEVANT CODE
- ALL TOILETS ARE VENTILATED AS PER HARYANA BUILDING CODE
- ALL BUILDINGS SHALL HAVE SPRINKLER SYSTEM WHEREVER REQUIRED BY NBC
- BUILDING WILL BE DESIGNED STRUCTURALLY AS PER LATEST CODE I.S. CODES FOR EARTHQUAKE RESISTANCE
- ALL HIGHRISE BUILDINGS ARE INTERCONNECTED THROUGH CORRIDOR/BRIDGES
- SOLAR WATER HEATER REQUIRED CAPACITY SHALL BE PROVIDED ON ROOF TOP AS PER HARERA / ZONING NORMS
- ALL EXTERNAL WALL FINISHES BALCONY SIDE IN ANY ONE OF THE ROOMS IN RESIDENTIAL APARTMENT BUILDING AS PER ZONING NORMS, PROVISION OF SPRINKLER ON INTERNAL SIDE OF THE SAME WALL.
- ALL HANDICAP RAMPS WITH RAILING

KEY PLAN

PRINCIPAL ARCHITECT:
ARCOP ASSOCIATES PVT. LTD. A-15, Panipath Enclave, Greater Kailash-I , New Delhi-110048
ARCOP

MEP CONSULTANTS
ENVIRONS BUILDING SERVICES CONSULTANTS
Plot No. 5, Sector-18, Rohini, New Delhi - 110085
Ph. +91-9999 9 9 9 9
E-mail : environsbs@gmail.com

PROJECT : REVISED BUILDING PLANS OF COMBINED INTEGRATED COMMERCIAL COLONY UNDER LEFT OVER POCKET POLICY) MEASURING 3.35 ACRES (LICENCE NO. 32 OF 2800 DATED 18/05/2011) FALLING IN THE VILLAGE ADAMPUR, SUB TEHSIL VAZIRABAD, SECTOR 85, DISTRICT GURUGRAM, HARYANA. THE PROJECT IS BEING DEVELOPED BY PYRAMID CITY PROJECTS LLP & OTHERS IN COLLABORATION WITH ELAN LIMITED.

OWNER/AUTH. SIGNATURE
DRAWING TITLE
SITE PLAN/ SERVICES
ARCHITECT'S SIGNATURE
DRAWING NO. A-01A
SCALE - 1:200

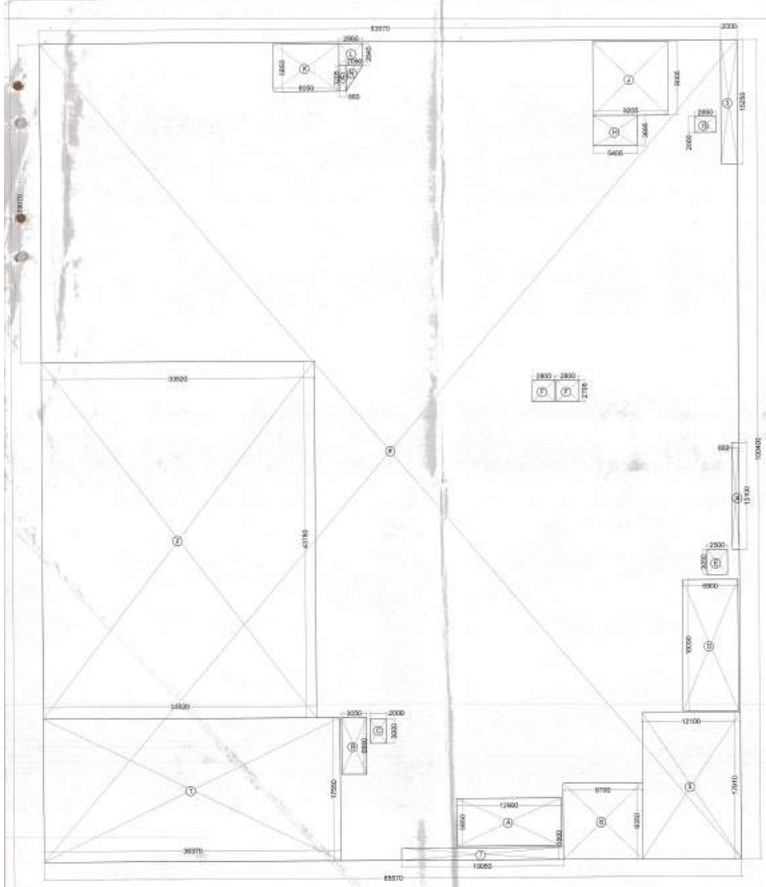

BLOCK A BASEMENT 1 AREA DIAGRAM

BLOCK A BASEMENT 1
SERVICE AREA DIAGRAM

BASEMENT 1 AREA CALCULATION						
BLOCK A						
TOTAL BASEMENT AREA					5702.452	Y
DEDUCTION						
AREA UNDER SERVICES						
ITEM	COEFF.	WIDTH	LENGHT	NOS.	AREA IN SQMT	
A'	1	7.200	11.160	1	81.792	
B'	1	4.955	5.600	1	27.253	
C'	1	1.600	3.100	1	5.032	
D'	1	5.175	3.600	1	18.630	
E'	1	4.750	14.950	1	71.013	
F'	1	5.450	3.115	1	20.002	
G'	1	5.350	4.400	1	27.720	
H'	1	5.795	6.245	1	36.190	
TOTAL				=	288.217	Z
BASEMENT AREA (BLOCK A) = (Y-Z)				=	5414.235	
AREA UNDER PARKING/DRIVEWAY					5414.235	
MAXIMUM PERMISSIBLE ECS					169	
ECS PROVIDED WITH STACK(123 x 2 = 04)					258	

BASEMENT 1 AREA CALCULATION						
BLOCK A						
ITEM	COEFF.	WIDTH	LENGHT	NOS.	AREA IN SQMT	
#	1	85.57	100.4	1	8591.228	X
SUBTRACTION						
ITEM	COEFF.	WIDTH	LENGHT	NOS.	AREA IN SQMT	
1	1	36.37	17.55	1	638.294	
2	1	33.52	43.78	1	1467.506	
3	1	2.000	15.250	1	30.500	
4	1	0.850	13.100	1	11.135	
5	1	12.100	17.910	1	216.711	
6	1	9.700	9.350	1	90.695	
7	1	19.950	1.500	1	29.925	
TOTAL				=	2484.765	Y
INTERNAL AREA DEDUCTIONS						
ITEM	COEFF.	WIDTH	LENGHT	NOS.	AREA IN SQMT	
A	1	12.900	5.850	1	75.465	
B	1	3.050	6.950	1	21.198	
C	1	2.000	3.000	1	6.000	
D	1	6.800	16.090	1	109.412	
E	1	2.500	3.050	1	7.625	
F	1	2.800	2.705	2	15.148	
G	1	2.650	2.000	1	5.300	
H	1	5.405	3.695	1	19.971	
J	1	9.205	9.005	1	82.891	
K	1	8.050	5.850	1	47.093	
L	1	2.950	2.645	1	7.803	
M	1	0.860	3.205	1	2.756	
N	0.5	2.090	3.205	1	3.349	
TOTAL				=	404.011	Z
BASEMENT 1 AREA (BLOCK A) = X-(Y+Z)				=	5702.452	

NOTES:

- ALL SHIFTS SHALL HAVE 100% POWER BACKUP
- ALL ELECTRICAL INSTALLATIONS SHALL BE AS PER PROVISION OF NBC.
- FIRE-FIGHTING SAFETY PROVISIONS WILL BE AS PER RELEVANT NBC PROVISIONS.
- BASEMENT AREA SHALL BE MECHANICALLY VENTILATED AS PER RELEVANT CODE.
- ALL TOILETS ARE VENTILATED AS PER HARYANA BUILDING CODE.
- BUILDING HAS AUTOMATIC SPRINKLER SYSTEM WHEREVER REQUIRED BY NBC
- BUILDING WILL BE DESIGNED (STRUCTURES) AS PER RELEVANT CODE I.S. CODES FOR EARTHQUAKE RESISTANCE.
- ALL HIGH RISE BUILDINGS ARE INTERCONNECTED THROUGH CORRIDOR/BRIDGES.
- SOLAR PANEL OF REQUIRED CAPACITY SHALL BE PROVIDED ON ROOF TOP AS PER HAREDA / ZONING NORMS.
- ONE EXTERNAL WALL TOWARDS BALCONY SIDE IN ANY ONE OF THE ROOMS IN RESIDENTIAL APARTMENT SHOULD BE IN 1 HR. FIRE RATED WITH PROVISION OF SPRINKLER ON INTERNAL SIDE OF THE SAME WALL.
- ALL HANDICAP RAMPS WITH RAILING

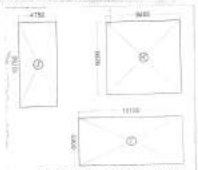

BLOCK A BASEMENT 2
SERVICE AREA DIAGRAM

BASEMENT 2 AREA CALCULATION						
BLOCK A						
ITEM	COEFF.	WIDTH	LENGHT	NOS.	AREA IN SQMT	
#	1	85.57	100.4	1	8591.228	X
SUBTRACTION						
ITEM	COEFF.	WIDTH	LENGHT	NOS.	AREA IN SQMT	
1	1	36.37	17.55	1	638.294	
2	1	33.52	43.78	1	1467.506	
3	1	2.000	15.250	1	30.500	
4	1	0.850	13.100	1	11.135	
5	1	12.100	17.910	1	216.711	
6	1	9.700	9.350	1	90.695	
7	1	19.950	1.500	1	29.925	
TOTAL				=	2484.765	Y
BASEMENT 2 AREA (BLOCK A) = X-Y				=	6106.463	

BASEMENT 2 AREA CALCULATION						
BLOCK A						
TOTAL BASEMENT AREA					6106.463	Y
AREA UNDER SERVICES						
ITEM	COEFF.	WIDTH	LENGHT	NOS.	AREA IN SQMT	
I	1	13.100	6.065	1	79.452	
J	1	4.750	10.750	1	51.063	
K'	1	9.405	9.200	1	86.526	
TOTAL				=	217.040	Z
BASEMENT AREA (BLOCK A) = (Y-Z)				=	5889.423	
AREA UNDER PARKING/DRIVEWAY					5889.423	
MAXIMUM PERMISSIBLE ECS					184	
ECS PROVIDED WITH STACK (126 x 2 = 05)					257	

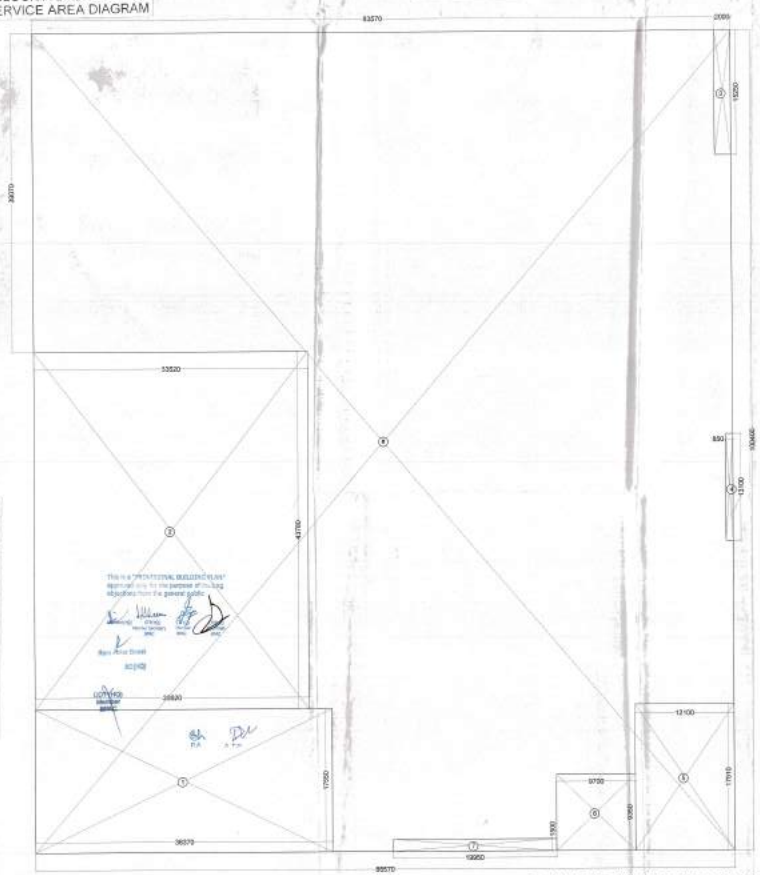

BLOCK A BASEMENT 2 AREA DIAGRAM

KEY PLAN

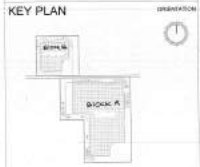

PRINCIPAL ARCHITECT:

ARCOP ASSOCIATES PVT. LTD. A-15, Pamposh Enclave, Greater Kailash-I, New Delhi-110048

ARCOP

MEP CONSULTANTS

ENVIRONS BUILDING SERVICES CONSULTANTS
A-14 (Basement), Shivalik,
New Delhi - 110017
Ph : 011 - 43765684
E-mail : environsconsultants@gmail.com

PROJECT:- REVISED BUILDING PLANS OF

COMBINED INTEGRATED COMMERCIAL COLONY (UNDER LEFT OVER POCKET POLICY) MEASURING 3.26 ACRES (LICENCE NO. 32 OF 2020 DATED 31/10/2020 & LICENCE NO. 29 OF 2021 DATED 18/06/2021) FALLING IN THE VILLAGE ADAMPUR, SUB TEHSIL WAZIRABAD, SECTOR-69 DISTRICT GURUGRAM, MANESAR URBAN COMPLEX BEING DEVELOPED BY-PYRAMID CITY PROJECTS LLP & OTHERS IN COLLABORATION WITH ELAN LIMITED.

Checked and found all the building plans (Revised) Service only subject to compliance of Authority letter No. 2021-2022 dated 18-04-2021

For ELAN LIMITED

Authorised Signatory

Certified that the building plans (Revised) Service only are in accordance with the Haryana Building Code 2017 and amendments thereto.

Registration No. CA/2000/20001

OWNER/AUTH. SIGNATURE | ARCHITECT'S SIGNATURE

DRAWING TITLE

BLOCK A
BASEMENT 2 and BASEMENT 1
AREA DIAGRAM

DRAWING NO. A-02A | SCALE - 1:200

NOTES:

- ALL SHAFTS SHALL HAVE 100% POWER BACKUP.
- ALL ELECTRICAL INSTALLATIONS SHALL BE AS PER PROVISION OF NBC
- FIRE ALARM AS PER SAFETY PROVISIONS
- WIRE MESH AS PER RELEVANT NBC PROVISIONS
- BASEMENT AREA SHALL BE MECHANICALLY VENTILATED AS PER RELEVANT CODE.
- ALL TOILETS ARE VENTILATED AS PER RELEVANT CODE.
- BUILDING HAS AUTOMATIC SPRINKLER SYSTEM WHEREVER REQUIRED BY NBC
- BUILDING IS DESIGNED AS PER RCC (STRUCTURES) AS PER RELEVANT CODE I.S. CODES FOR EARTHQUAKE
- ALL HIGH RISE BUILDINGS ARE INTERCONNECTED THROUGH SOLAR PANEL CODES.
- SOLAR PANEL WITH REQUIRED CAPACITY SHALL BE PROVIDED ON ROOF TOP AS PER HARERA / ZONING NORMS.
- ALL EXTERNAL WALL TO BE PROVIDED BALCONY SIDE IN ANY ONE OF THE ROOMS IN RESIDENTIAL APARTMENT.
- ALL EXTERNAL WALL TO BE PROVIDED PROVISION OF SPRINKLER ON INTERNAL SIDE OF THE SAME WALL.
- ALL HANDICAP RAMPS WITH RAILING

KEY PLAN

PRINCIPAL ARCHITECT:

ARCOP ASSOCIATES PVT. LTD. A-15, Pampoish Enclave, Greater Kailash-1, New Delhi-110048

ARCOP

MEP CONSULTANTS

ENVIROS BUILDING SERVICES CONSULTANTS
A-4/1, Janakpuri, Sewak, New Delhi - 110017
Ph.: 011-41705644
E-mail: - enviroscontact@gmail.com

PROJECT:- MIXED USE BUILDING PLAN OF COMBINED INTEGRATED COMMERCIAL COLONY (INCLUDING EWS HOUSING) SITUATED ON 3.38 ACRES (LICENCE NO. 32 OF 2020 DATED 27/10/2020 & LICENCE NO. 33 OF 2020 DATED 27/10/2020 & LICENCE NO. 34 OF 2020 DATED 27/10/2020) IN THE VILLAGE KHEKRA, SUB TEHSIL WAZIRABAD, SECTOR-60 DISTRICT GURUGRAM, HARYANA URBAN COMPLEX BEING DEVELOPED BY M/S. ARCOP DEVELOPERS LLP & OTHERS IN COLLABORATION WITH(LAN LIMITED)

Date of Submission
Approval Date
Approval Number

OWNER/ENTITY SIGNATURE | ARCHITECT'S SIGNATURE

DRAWING TITLE:

BLOCK-A
BASEMENT 2 FLOOR PLAN

DRAWING NO. A-02 | SCALE:- 1:100

STACK PARKING	SINGLE PARKING	TOTAL PARKING
126 X 2	5	257

BASEMENT AREA	6106.463 SQM

SCHEDULE OF OPENING DOORS

SNO.	QTY NO.	WIDTH (mm)	DIM. (mm)	LOCATION
1	D1	1200	-	2450
2	D2	1000	-	2450
3	D3	900	-	2450
4	D4	1200	-	2450
5	D5	1200	-	2450
6	D6	2000	-	2450
7	D7	2100	-	2450
8	FD1	2100	-	2450
9	FD2	1500	-	2450
10	FD3	1875	-	2450
11	FD4	2300	-	2450
12	FD5	1200	-	2450

STAIRCASE NO.	LOCATION	FLOORS	DIST.(LEN.)
ST-01	PART A	BASEMENT 2 TO TERRACE	LOWER GROUND
ST-02	PART A	LOWER GROUND TO TERRACE	LOWER GROUND
ST-03	PART A	BASEMENT 2 TO TERRACE	LOWER GROUND
ST-04	PART A	BASEMENT 2 TO TERRACE	LOWER GROUND
ST-05	PART A	BASEMENT 2 TO TERRACE	LOWER GROUND
ST-06	PART A	BASEMENT 2 TO TERRACE	LOWER GROUND
ST-07	PART A	BASEMENT 2 TO TERRACE	LOWER GROUND
ST-08	PART B	BASEMENT TO TERRACE	LOWER GROUND
ST-09	PART B	BASEMENT TO TERRACE	LOWER GROUND

NOTES:

- ALL SHAFTS SHALL HAVE 100% POWER BACKUP.
- ALL ELECTRICAL INSTALLATIONS SHALL BE AS PER PROVISION OF NBC.
- FIRE-FIGHTING SAFETY PROVISIONS WILL BE AS PER RELEVANT NBC PROVISIONS.
- BASEMENT AREA SHALL BE MECHANICALLY VENTILATED AS PER RELEVANT CODE.
- ALL TOILETS ARE VENTILATED AS PER RELEVANT NBC CODE. WHERE BUILDING HAS AUTOMATIC SPRINKLER SYSTEM WHENEVER REQUIRED BY NBC (PART IV) WILL BE PROVIDED IN (STRUCTURES) AS PER RELEVANT CODE I.S. CODES FOR EARTHQUAKE RESISTANCE.
- WHERE MORE BUILDINGS ARE INTERCONNECTED THROUGH CORRIDOR/BRIDGES, SEPARATE EXIT REQUIRED CAPACITY SHALL BE PROVIDED ON ROOF TOP AS PER HAREDA / ZONING NORMS.
- FIRE ESCAPE WALL TO TOWARDS BALCONY SIDE IN ANY ONE OF THE ROOMS IN RESIDENTIAL APARTMENT, WHERE ROOM IS ADJACENT TO ENTRY, PROVISION OF SPRINKLER ON INTERNAL SIDE OF THE SAME WALL.
- ALL HANDICAP RAMPS WITH RAILING

KEY PLAN

ORIENTATION

PRINCIPAL ARCHITECT:

ARCOP ASSOCIATES PVT. LTD. A-15, Panpath Enclave, Greater Kailash-I, New Delhi-110048

ARCOP

MEP CONSULTANTS

ENVIRONS BUILDING SERVICES CONSULTANTS
A-15, Panpath Enclave, Greater Kailash-I, New Delhi-110048
Ph. 011- 41760444
E-mail: environsbuildingservices@gmail.com

PROJECT:- 4BHK+SERV BUILDING PLANS OF COMBINED INTEGRATED COMMERCIAL COLONY, LIGHT INDUSTRIAL PLOT, SITUATED AT KHASRA NO. 3,35 ACRES LICENSE NO. 32 OF 2010 DATED 27/05/2011 & LICENSE NO. 78 OF 2011 DATED 27/09/2011 & LICENSE NO. 79 OF 2011 DATED 27/09/2011 & LICENSE NO. 80 OF 2011 DATED 27/09/2011 & LICENSE NO. 81 OF 2011 DATED 27/09/2011 & LICENSE NO. 82 OF 2011 DATED 27/09/2011 SITUATED AT VILLAGE SIBI TEHSIL MAJRA/BAD, SECTOR-60 DISTRICT GURUGRAM BY M/S SIBI INFRABUILD PROJECTS LLP & OTHERS IN COLLABORATION WITH ELAN LIMITED.

Partial Approval
Approved as per Letter No. ...

CONSULTANT'S SIGNATURE | ARCHITECT'S SIGNATURE

DRAWING TITLE

BLOCK A
BASEMENT 1 FLOOR PLAN

DRAWING NO. A-03 | SCALE - 1:100

STACK PARKING	SINGLE PARKING	TOTAL PARKING
123 X 2	4	250

BASEMENT AREA
5702.452 SQM

SCHEDULE OF OPENING (DOORS)

MARK	DIMENSION	NOS.	LOCATION
D1	1000 X 2100	1	BASEMENT 2 TO TERRACE
D2	1000 X 2100	2	BASEMENT 2 TO TERRACE
D3	900 X 2100	3	BASEMENT 2 TO TERRACE
D4	750 X 2100	1	BASEMENT 2 TO TERRACE
D5	1000 X 2100	5	BASEMENT 2 TO TERRACE
D6	1200 X 2100	4	BASEMENT 2 TO TERRACE
D7	2100 X 2100	7	BASEMENT 2 TO TERRACE
D8	1500 X 2100	8	BASEMENT 2 TO TERRACE
D9	1500 X 2100	9	BASEMENT 2 TO TERRACE
D10	2200 X 2400	10	BASEMENT 2 TO TERRACE
D11	1000 X 2400	1	LOWER GROUND TO TERRACE
D12	900 X 2400	2	LOWER GROUND TO TERRACE
D13	750 X 2400	1	LOWER GROUND TO TERRACE
D14	1000 X 2400	5	LOWER GROUND TO TERRACE
D15	1200 X 2400	4	LOWER GROUND TO TERRACE
D16	2100 X 2400	7	LOWER GROUND TO TERRACE
D17	1500 X 2400	8	LOWER GROUND TO TERRACE
D18	1500 X 2400	9	LOWER GROUND TO TERRACE
D19	2200 X 2400	10	LOWER GROUND TO TERRACE
		250	GRAND TOTAL

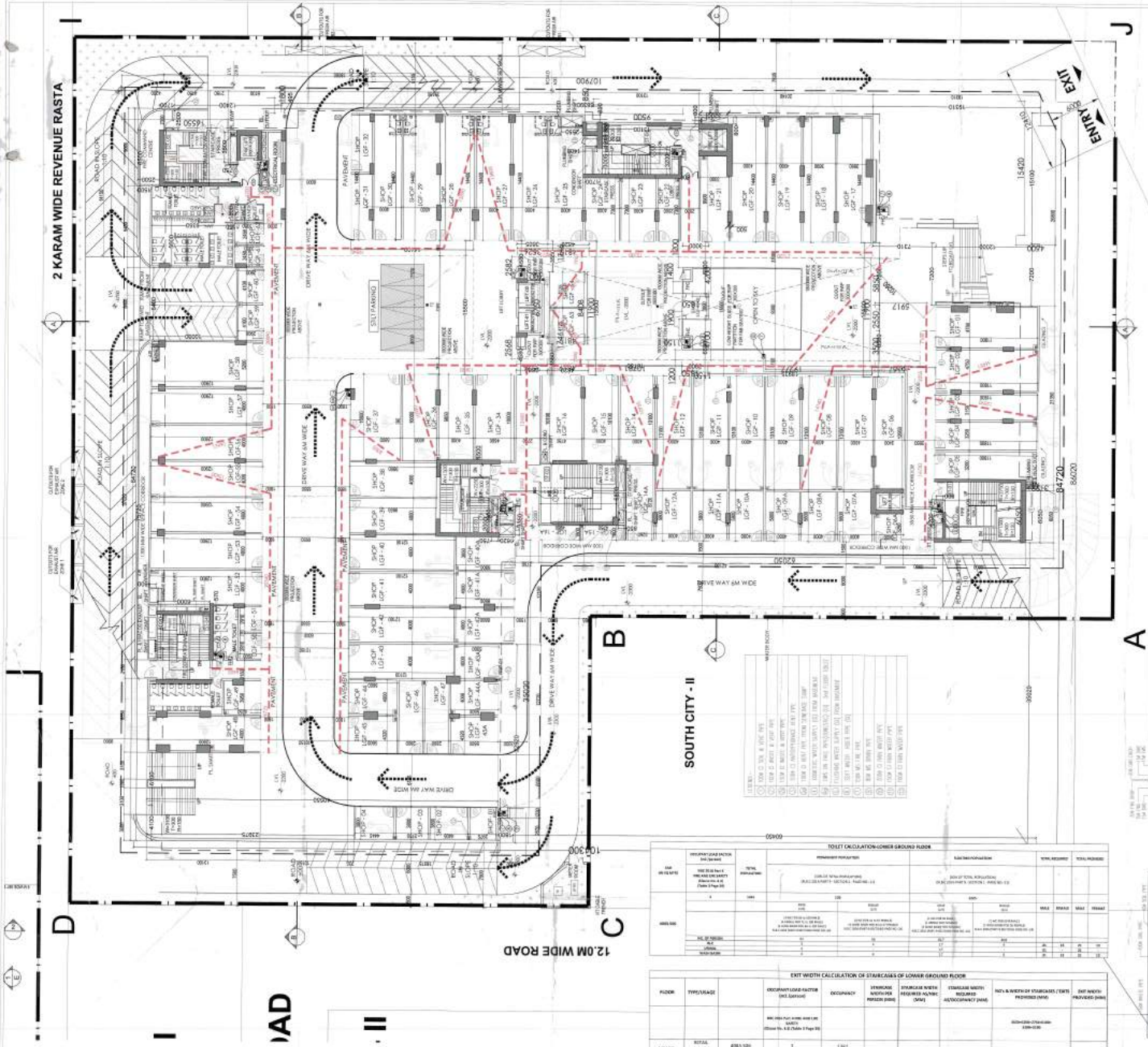

| TOILET CALCULATION-LOWER GROUND FLOOR | | |

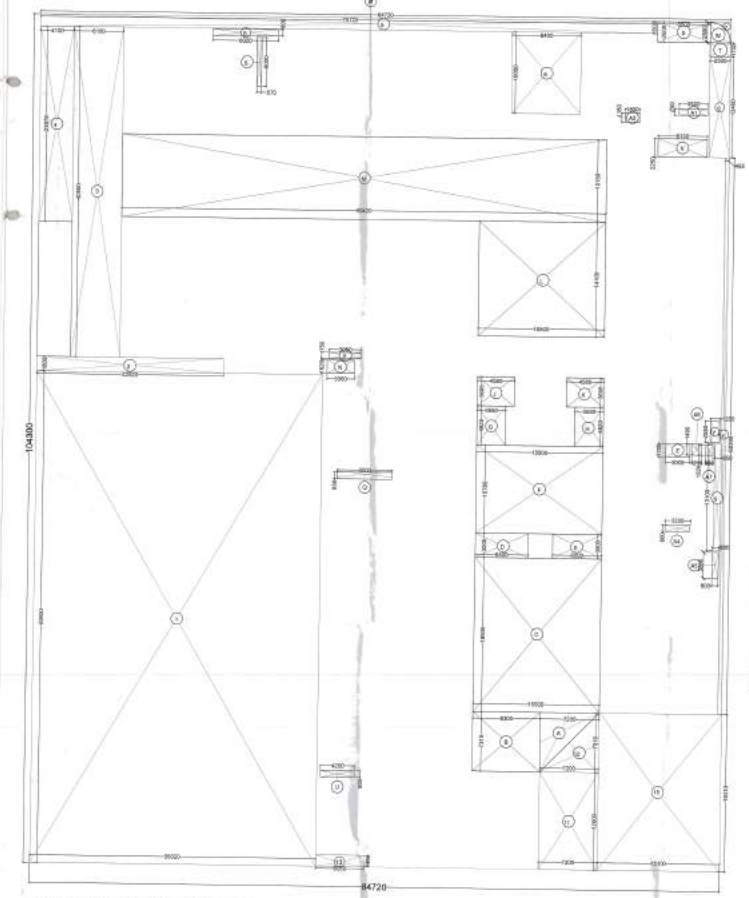

BLOCK A LOWER GROUND FLOOR AREA DIAGRAM

LOWER GROUND FLOOR FAR AREA CALCULATION BLOCK A						
ITEM	COEFF.	WIDTH	LENGHT	NOS.	AREA IN SQMT	
#	1	84.72	104.3	1	8836.296	X
SUBTRACTION						
ITEM	COEFF.	WIDTH	LENGHT	NOS.	AREA IN SQMT	
1	1	35.02	60.45	1	2116.959	
2	1	22.92	1.8	1	41.256	
3	1	6.100	40.550	1	247.355	
4	1	4.100	23.975	1	98.298	
5	1	75.720	1.500	1	113.580	
6	1	8.400	10.000	1	84.000	
7	1.931			1	1.931	
8	1	2.500	12.400	1	31.000	
9	1	0.850	13.100	1	11.135	
10	1	15.100	19.310	1	291.581	
11	1	7.200	12.000	1	86.400	
12	0.5	7.200	7.310	1	26.316	
13	1	6.050	1.400	1	8.470	
14	1	0.495	68.390	1	33.853	
TOTAL				=	3192.134	Y
INTERNAL AREA DEDUCTIONS						
ITEM	COEFF.	WIDTH	LENGHT	NOS.	AREA IN SQMT	
A	0.5	7.300	7.310	1	26.316	
B	1	8.300	7.310	1	60.673	
C	1	15.500	18.935	1	293.493	
D	1	6.500	3.000	1	19.500	
E	1	6.000	3.000	1	18.000	
F	1	15.500	10.780	1	167.090	
G	1	3.550	4.820	1	17.111	
H	1	3.550	4.820	1	17.111	
J	1	4.580	3.605	1	16.511	
K	1	4.580	3.605	1	16.511	
L	1	15.500	14.100	1	218.550	
M	1	59.420	10.150	1	603.113	
N	1	3.350	1.620	1	5.427	
P	1	3.950	0.750	1	2.963	
Q	1	6.600	0.850	1	5.780	
R	1	8.020	0.800	1	6.416	
S	1	0.570	6.000	1	3.420	
Y	1	2.500	1.700	1	4.250	
U	1	4.200	0.800	1	3.360	
V	1	6.100	2.250	1	13.725	
W	3.14	2.500	2.500	0.25	4.906	
X	1	6.500	2.500	1	16.250	
Y	1	1.200	2.550	1	3.060	
Z	1	3.005	1.700	1	5.109	
A1	1	3.500	0.750	1	2.625	
A2	1	1.800	1.150	1	2.070	
A4	1	3.200	0.800	1	2.560	
A5	1	0.800	3.200	1	2.560	
A6	1	1.215	1.400	1	1.701	
A7	1	0.880	1.220	1	1.074	
TOTAL				=	1561.233	Z
LOWER GROUND FLOOR FAR (BLOCK A) = X-(Y+Z)				=	4082.929	

LOWER GROUND FLOOR ECS CALCULATION BLOCK A AREA UNDER STILT							
ITEM	COEFF.	WIDTH	LENGHT	NOS.	AREA IN SQMT		
M	1	59.420	10.150	1	603.113		
L	1	15.500	14.100	1	218.550		
TOTAL				=	821.663		
PERMISSIBLE ECS							
TOTAL AREA / 20				821.6		20	29.344
PROVIDED ECS	15.60	120			132		4

GROUND FLOOR FAR AREA CALCULATION BLOCK A						
ITEM	COEFF.	WIDTH	LENGTH	NOS.	AREA IN SQMT	
#	1	74.02	104.301	1	7720.36092	X
SUBTRACTION						
ITEM	COEFF.	WIDTH	LENGTH	NOS.	AREA IN SQMT	
1	1	24.920	12.908	1	321.646	
2	1	24.814	40.450	1	1003.387	
3	1	9.400	9.350	1	88.025	
4	1	6.370	1.100	1	12.004	
5	1	6.350	2.080	1	13.790	
7	1	2.980	11.080	1	33.250	
8	1	0.880	12.150	1	11.135	
9	1	10.268	19.310	1	198.307	
10	1	4.125	15.905	1	65.596	
11	1	3.610	1.750	1	6.318	
12	0.5	3.535	9.645	1	45.663	
13	1	6.050	1.400	1	8.470	
TOTAL				=	3917.550	Y
INTERNAL AREA DEDUCTIONS						
ITEM	COEFF.	WIDTH	LENGTH	NOS.	AREA IN SQMT	
A	1	0.750	1.200	1	0.900	
B	1	5.530	6.400	1	35.392	
C	1	4.200	0.800	1	3.360	
D	1	1.500	3.000	1	4.500	
E	1	0.300	0.350	32	3.360	
F	1	0.200	0.350	16	1.120	
G	1	0.200	0.350	8	0.560	
H	1	6.800	8.500	1	57.800	
J	1	6.100	0.840	1	5.124	
K	1	0.900	1.950	1	1.755	
L	1	1.080	1.630	1	1.760	
M	1	3.320	3.205	1	10.636	
N	1	8.030	10.750	1	86.323	
P	1	5.450	0.750	1	4.088	
Q	1	19.590	11.850	1	231.777	
R	1	13.375	4.325	1	57.854	
S	1	17.098	13.339	1	228.108	
T	1	7.600	6.080	1	46.208	
U	1	0.570	6.000	1	3.420	
V	1	0.370	0.850	1	0.486	
W	1	0.590	0.850	1	1.206	
X	1	1.980	1.194	1	2.372	
Y	1	6.840	7.300	1	49.932	
Z	1	0.880	0.750	1	0.660	
A1	1	2.650	2.300	1	6.095	
B1	1	0.100	2.295	1	0.229	
C1	1	0.450	3.480	1	1.566	
D1	1	0.450	1.150	1	0.518	
F1	1	1.200	3.960	1	4.752	
G1	1	0.350	1.750	1	0.613	
H1	1	2.550	7.125	3	18.169	
J1	1	5.320	1.595	1	8.485	
K1	1	5.780	7.605	1	44.000	
L1	1	3.050	0.805	1	2.455	
M1	1	2.600	2.950	1	7.670	
N1	1	0.805	3.300	1	2.657	
P1	0.5	3.745	5.305	1	19.866	
Q1	1	0.600	6.080	1	3.648	
R1	1	2.100	1.260	1	2.646	
S1	1	17.930	37.855	1	644.805	
U1	1	2.350	1.150	1	2.700	
V1	1	56.268	11.550	1	649.773	
W1	1	2.480	1.105	1	2.058	
Y1	1	1.810	38.550	1	69.785	
Z1	1	24.515	1.805	1	44.247	
A2	1	1.800	16.558	1	29.790	
B2	1	8.405	5.550	2	46.640	
C2	1	2.160	1.785	1	3.856	
D2	1	1.215	1.480	1	1.797	
G2	1	0.880	1.205	1	1.060	
TOTAL				=	3367.639	Z
GROUND FLOOR FAR (BLOCK A) = X-(Y+Z)				=	3550.911	

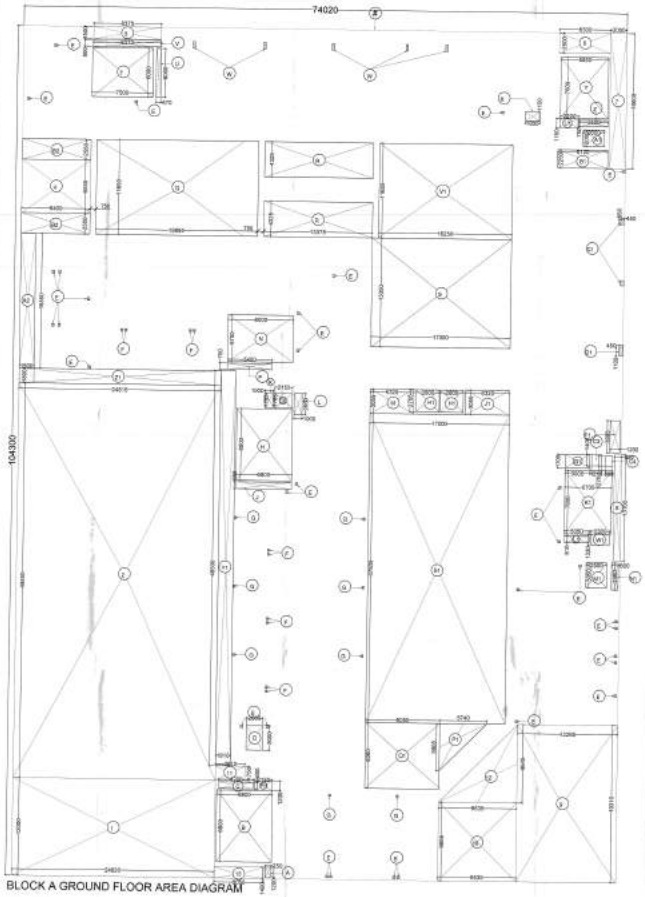

BLOCK A GROUND FLOOR AREA DIAGRAM

NOTES:

- ALL SHIFTS SHALL HAVE 100% POWER BACKUP.
- ALL ELECTRICAL INSTALLATIONS SHALL BE AS PER PROVISION OF NBC.
- FIRE-FIGHTING SAFETY PROVISIONS WILL BE AS PER RELEVANT NBC PROVISIONS.
- BASEMENT AREA SHALL BE MECHANICALLY VENTILATED AS PER RELEVANT CODE.
- ALL TOILETS ARE VENTILATED AS PER HARYANA BUILDING CODE.
- BUILDING HAS AUTOMATIC SPRINKLER SYSTEM WHEREVER REQUIRED BY NBC
- BUILDING WILL BE DESIGNED (STRUCTURES) AS PER RELEVANT CODE I.S. CODES FOR EARTHQUAKE RESISTANCE.
- ALL HIGH RISE BUILDINGS ARE INTERCONNECTED THROUGH CORRIDOR/BRIDGES.
- SOLAR PANEL OF REQUIRED CAPACITY SHALL BE PROVIDED ON ROOF TOP AS PER HAREDA / ZONING NORMS.
- ONE EXTERNAL WALL TOWARDS BALCONY SIDE IN ANY ONE OF THE ROOMS IN RESIDENTIAL APARTMENT SHOULD BE IN 1 HR. FIRE RATED WITH PROVISION OF SPRINKLER ON INTERNAL SIDE OF THE SAME WALL.
- ALL HANDICAP RAMPS WITH RAILING

KEY PLAN

ORIENTATION

PRINCIPAL ARCHITECT:

ARCOP ASSOCIATES PVT. LTD. A-15 , Pumpish Enclave, Greater Kailash-1 , New Delhi-110048

ARCOP

MEP CONSULTANTS

ENVIRONS BUILDING SERVICES CONSULTANTS
A-1/4 (Basement), Shivalik,
New Delhi - 110017
Ph : 011 - 41785584
E-mail : environsmehta@gmail.com

PROJECT :-

APPROVAL OF REVISED BUILDING PLANS OF INTEGRATED COMMERCIAL COLONY (UNDER LEFT OVER POCKET POLICY) MEASURING 3.35 ACRES (LICENCE NO. 32 OF 2020 DATED 31/03/2020 & LICENCE NO. 29 OF 2021 DATED 15/06/2021) FALLING IN THE VILLAGE ADAMPUR, SUB TEHSIL WAZIRABAD, SECTOR-30 DISTRICT GURUGRAM, MANESAR URBAN COMPLEX BEING DEVELOPED BY-PYRAMID CITY PROJECTS LLP & OTHERS IN COLLABORATION WITH ELAN LIMITED.

For ELAN LIMITED

OWNER/AUTH. SIGNATURE | ARCHITECT'S SIGNATURE

DRAWING TITLE

BLOCK A
LOWER GROUND and GROUND FLOOR AREA DIAGRAM

DRAWING NO. A-04A | SCALE :- 1:200

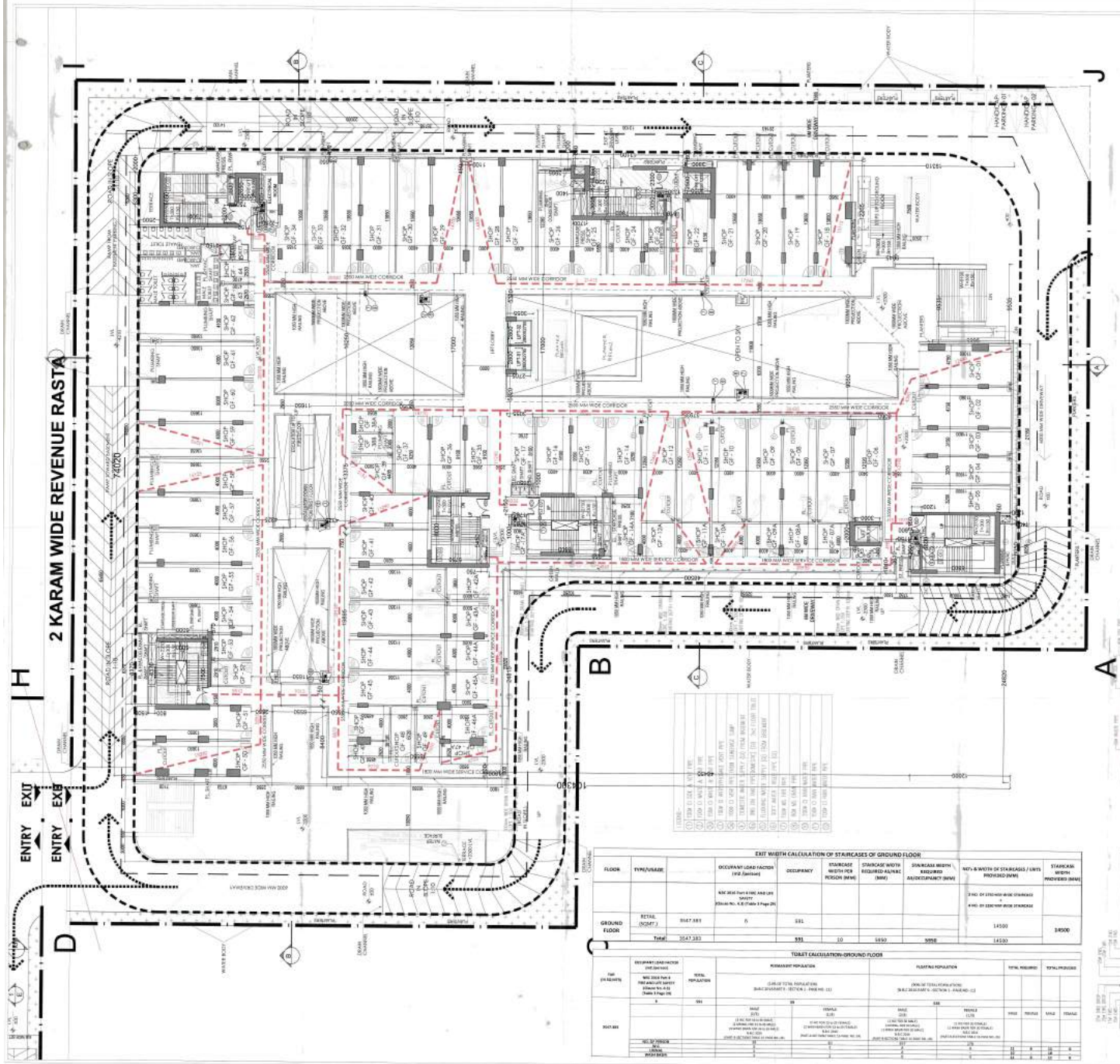

EXIT WIDTH CALCULATION OF STAIRCASES OF GROUND FLOOR

FLOOR	TYPE/USAGE		OCCUPANT LOAD FACTOR (Vol. Section)	OCCUPANCY	STAIRCASE WIDTH PER PERSON (MM)	STAIRCASE WIDTH REQUIRED AS/NBC (MM)	STAIRCASE WIDTH REQUIRED AS/OCCUPANCY (MM)	NO's & WIDTH OF STAIRCASES / UNITS PROVIDED (MM)	STAIRCASE WIDTH PROVIDED (MM)
			NBC 2016 Part 4 (NE) AND LFS SAFETY (Clause No. 4.3) (Table 3 Page 29)					2 NO. OF 1750 MM WIDE STAIRCASES + 4 NO. OF 1200 MM WIDE STAIRCASE	
GROUND FLOOR	RETAIL (SQMT.)	3547.383	6	591				14500	14500
	Total	3547.383		591	10	5910	5910	14500	

TOILET CALCULATION-GROUND FLOOR

FLOOR (AS REQUIRED)	OCCUPANT LOAD FACTOR (Vol. Section) NBC 2016 Part 4 FIRE AND LIFE SAFETY (Clause No. 4.3) (Table 3 Page 29)	TOTAL POPULATION	PERMANENT POPULATION (1.5% OF TOTAL POPULATION) (BASE ON SAMPLE - SECTION 1 - PAGE NO. 11)		FLOATING POPULATION (50% OF TOTAL POPULATION) (BASE ON SAMPLE - SECTION 1 - PAGE NO. 11)		TOTAL REQUIRED		TOTAL PROVIDED	
			MALE (1/3) (2 NO. FOR 50 to 75 MALE) (2 MALE URIN TO 5 to 25 FEMALE) N.B.C 2016 (PART 4 AND PART NBC CLAUSE NO. 29)	FEMALE (2/3) (2 NO. FOR 50 to 75 FEMALE) (2 FEMALE WASHROOM 1.5 to 25 FEMALE) N.B.C 2016 (PART 4 AND PART NBC CLAUSE NO. 29)	MALE (1/3) (2 NO. FOR 50 MALE) (2 MALE URIN TO 5 FEMALE) (2 MALE WASHROOM 25 MALE) N.B.C 2016 (PART 4 AND PART NBC CLAUSE NO. 29)	FEMALE (1/3) (2 NO. FOR 50 FEMALE) (2 MALE WASHROOM 25 FEMALE) N.B.C 2016 (PART 4 AND PART NBC CLAUSE NO. 29)	MALE	FEMALE	MALE	FEMALE
	6	591	29		146					
3547.383										
NO. OF TOILETS			02	02	02	02	04	04	04	04
WC			1	1	1	1	2	2	2	2
URINAL					1	1	2	2	2	2
WASH BASIN			1	1	1	1	2	2	2	2

SYMBOL	DESCRIPTION
FD30	FIRE DOOR 30 MIN
FD60	FIRE DOOR 60 MIN
FD90	FIRE DOOR 90 MIN
FD120	FIRE DOOR 120 MIN
SD	SMOKE DOOR
FD30 (SD)	FIRE DOOR 30 MIN (SMOKE DOOR)
FD60 (SD)	FIRE DOOR 60 MIN (SMOKE DOOR)
FD90 (SD)	FIRE DOOR 90 MIN (SMOKE DOOR)
FD120 (SD)	FIRE DOOR 120 MIN (SMOKE DOOR)

SYMBOL	FLOOR	EXIT DATA
ETOP	BASEMENT 3 TO TERRACE	LOWER GROUND
ETOP	LOWER GROUND TO TERRACE	LOWER GROUND
ETOP	BASEMENT 2 TO TERRACE	LOWER GROUND
ETOP	BASEMENT 2 TO TERRACE	LOWER GROUND
ETOP	BASEMENT 2 TO TERRACE	LOWER GROUND
ETOP	BASEMENT 2 TO TERRACE	LOWER GROUND
ETOP	BASEMENT 2 TO TERRACE	LOWER GROUND
ETOP	BASEMENT TO TERRACE	LOWER GROUND
ETOP	BASEMENT TO TERRACE	LOWER GROUND

SCHEDULE OF OPENING (DOORS)

SYMBOL	SIZE (MM)	CILL (MM)
D1	1000	2450
D2	1200	2450
D3	900	2450
D4	1000	2450
D5	1200	2450
D6	1500	2450
D7	2100	2450
D8	3150	2450
D9	7000	2450

NOTES:

- ALL SHIFTS SHALL HAVE 100% POWER BACKUP.
- ALL ELECTRICAL INSTALLATIONS SHALL BE AS PER PROVISION OF NBC.
- FIRE-FIGHTING SAFETY PROVISIONS WILL BE AS PER RELEVANT NBC PROVISIONS.
- BASEMENT AREA SHALL BE MECHANICALLY VENTILATED AS PER RELEVANT CODE.
- ALL TOILETS ARE VENTILATED AS PER HARYANA BUILDING CODE.
- BUILDING HAS AUTOMATIC SPRINKLER SYSTEM WHEREVER REQUIRED BY NBC.
- BUILDING WILL BE DESIGNED (STRUCTURES) AS PER RELEVANT CODE I.S. CODES FOR EARTHQUAKE RESISTANCE.
- ALL HIGH RISE BUILDINGS ARE INTERCONNECTED THROUGH CORRIDOR/BRIDGES.
- SOLAR PANEL OF REQUIRED CAPACITY SHALL BE PROVIDED ON ROOF TOP AS PER HAREDA / ZONING NORMS.
- ONE EXTERNAL WALL TOWARDS BALCONY SIDE IN ANY ONE OF THE ROOMS IN RESIDENTIAL APARTMENT SHOULD BE IN 1 HR. FIRE RATED WITH PROVISION OF SPRINKLER ON INTERNAL SIDE OF THE SAME WALL.
- ALL HANDICAP RAMPS WITH RAILING.

KEY PLAN

ORIENTATION

PRINCIPAL ARCHITECT:

ARCOP ASSOCIATES PVT. LTD. A-15 , Pamposh Enclave, Greater Kailash-I , New Delhi-110048

ARCOP

MEP CONSULTANTS

ENVIRONS BUILDING SERVICES CONSULTANTS
A-14 (Basement), Shivalik,
New Delhi - 110017
Ph : 011 - 41765684
E-mail : environsconsultants@gmail.com

PROJECT :

APPROVAL OF REVISED BUILDING PLANS OF INTEGRATED COMMERCIAL COLONY (UNDER LEFT OVER POCKET POLICY) MEASURING 3.35 ACRES (LICENCE NO. 33 OF 2020 DATED 21/05/2020 & LICENCE NO. 29 OF 2021 DATED 18/08/2021) FALLING IN THE VILLAGE ADAMPUR, SUB TEHSIL WAZIRABAD, SECTOR-90 DISTRICT GURUGRAM, MANESAR URBAN COMPLEX BEING DEVELOPED BY-PYRAMID CITY PROJECTS LLP & OTHERS IN COLLABORATION WITH ELAN LIMITED

For ELAN LIMITED

OWNER/AUTH. SIGNATURE

ARCHITECT'S SIGNATURE

DRAWING TITLE

BLOCK A
GROUND FLOOR PLAN

DRAWING NO. A-05

SCALE - 1:150

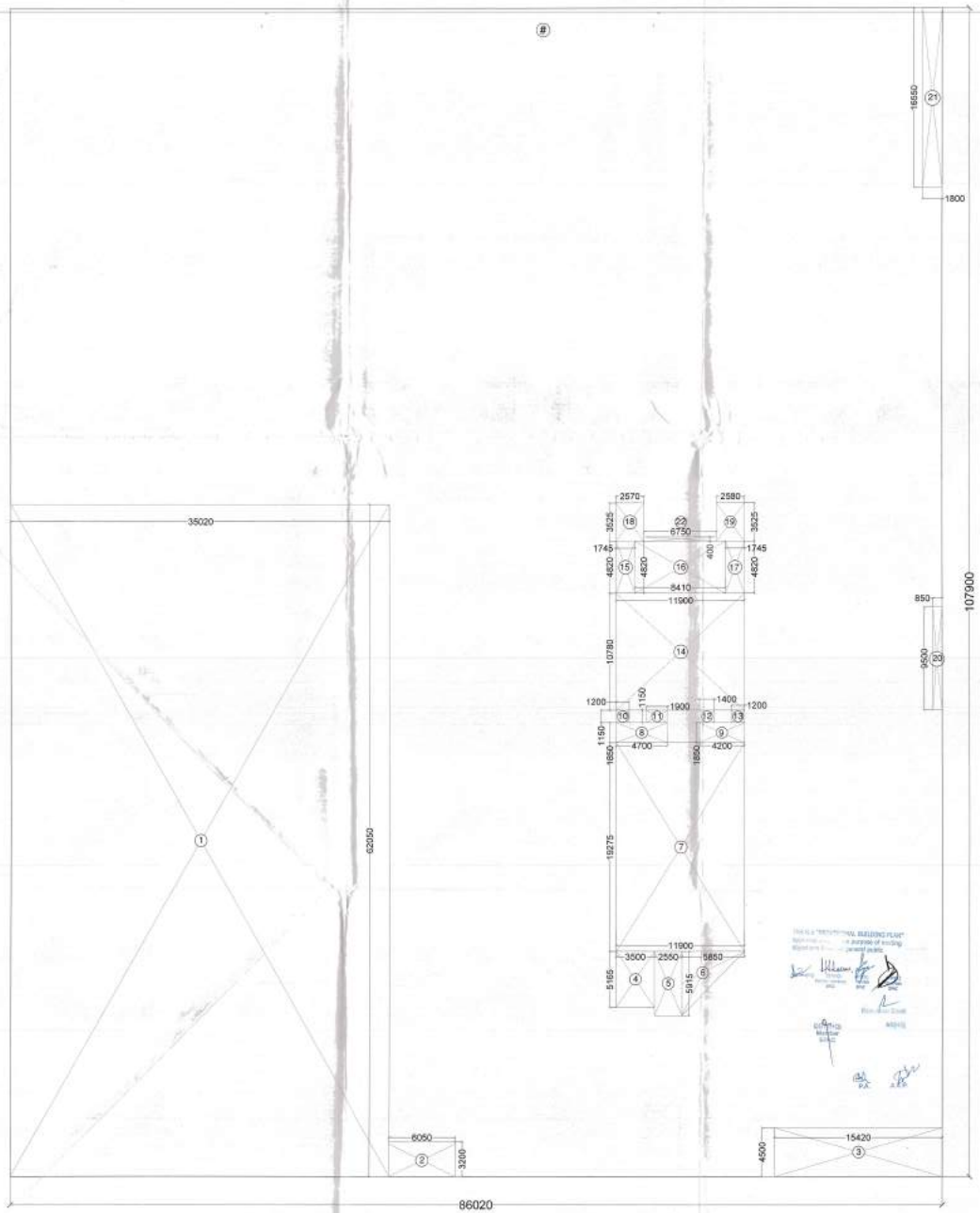

GROUND COVERAGE (BLOCK A)

SCALE 1:200

GROUND COVERAGE CALCULATION						
BLOCK A						
ITEM	COEFF.	WIDTH	LENGHT	NOS.	AREA IN SQMT	
#	1	86.02	107.9	1	9281.558	X
SUBTRACTION						
ITEM	COEFF.	WIDTH	LENGHT	NOS.	AREA IN SQMT	
1	1	35.020	62.050	1	2172.991	
2	1	6.050	3.200	1	19.360	
3	1	15.420	4.500	1	69.390	
4	1	3.500	5.167	1	18.085	
5	1	2.550	5.917	1	15.088	
6	0.5	5.850	5.917	1	17.307	
7	1	11.900	19.277	1	229.396	
8	1	4.700	1.850	1	8.695	
9	1	4.200	1.850	1	7.770	
10	1	1.200	1.150	1	1.380	
11	1	1.900	1.150	1	2.185	
12	1	1.400	1.150	1	1.610	
13	1	1.200	1.150	1	1.380	
14	1	11.900	10.781	1	128.294	
15	1	1.746	4.819	1	8.414	
16	1	8.408	4.819	1	40.518	
17	1	1.746	4.819	1	8.414	
18	1	2.568	3.526	1	9.055	
19	1	2.582	3.526	1	9.104	
20	1	0.850	9.500	1	8.075	
21	1	1.800	16.550	1	29.790	
22	1	6.750	0.400	1	2.700	
		TOTAL		=	2809.001	Y
GROUND COVERAGE (BLOCK A) = X-Y				=	6472.557	

NOTES:

- ALL SHIFTS SHALL HAVE 100% POWER BACKUP.
- ALL ELECTRICAL INSTALLATIONS SHALL BE AS PER PROVISION OF NBC.
- FIRE-FIGHTING SAFETY PROVISIONS WILL BE AS PER RELEVANT NBC PROVISIONS.
- BASEMENT AREA SHALL BE MECHANICALLY VENTILATED AS PER RELEVANT CODE.
- ALL TOILETS ARE VENTILATED AS PER HARYANA BUILDING CODE.
- BUILDING HAS AUTOMATIC SPRINKLER SYSTEM WHEREVER REQUIRED BY NBC
- BUILDING WILL BE DESIGNED (STRUCTURES) AS PER RELEVANT CODE I.S. CODES FOR EARTHQUAKE RESISTANCE.
- ALL HIGH RISE BUILDINGS ARE INTERCONNECTED THROUGH CORRIDOR/BRIDGES.
- SOLAR PANEL OF REQUIRED CAPACITY SHALL BE PROVIDED ON ROOF TOP AS PER HAREDA / ZONING NORMS.
- ONE EXTERNAL WALL TOWARDS BALCONY SIDE IN ANY ONE OF THE ROOMS IN RESIDENTIAL APARTMENT SHOULD BE IN 1 HR. FIRE RATED WITH PROVISION OF SPRINKLER ON INTERNAL SIDE OF THE SAME WALL.
- ALL HANDICAP RAMPS WITH RAILING

KEY PLAN

ORIENTATION

PRINCIPAL ARCHITECT:

ARCOP ASSOCIATES PVT. LTD. A-15 , Pamposh Enclave, Greater Kailash-I , New Delhi-110048

ARCOP

MEP CONSULTANTS

ENVIRONS BUILDING SERVICES CONSULTANTS
A-14 (Basement), Shivalik, New Delhi - 110017
Ph : 011 - 41765684
E-mail : environsconsultants@gmail.com

PROJECT: REVISED BUILDING PLANS OF

COMBINED INTEGRATED COMMERCIAL COLONY (UNDER LEFT OVER POCKET POLICY) MEASURING 3.35 ACRES (LICENCE NO. 32 OF 2020 DATED 31/10/2020 & LICENCE NO. 29 OF 2021 DATED 18/06/2021) FALLING IN THE VILLAGE ADAMPUR, SUB TEHSIL WAZIRABAD, SECTOR-50 DISTRICT GURUGRAM, MANESAR URBAN COMPLEX BEING DEVELOPED BY-PYRAMID CITY PROJECTS LLP & OTHERS IN COLLABORATION WITH ELAN LIMITED.

For ELAN LIMITED
Authorised Signatory

OWNER/AUTH. SIGNATURE | ARCHITECT'S SIGNATURE

DRAWING TITLE

BLOCK-A
GROUND COVERAGE AREA DIAGRAM

DRAWING NO: A-05A SCALE: 1:200

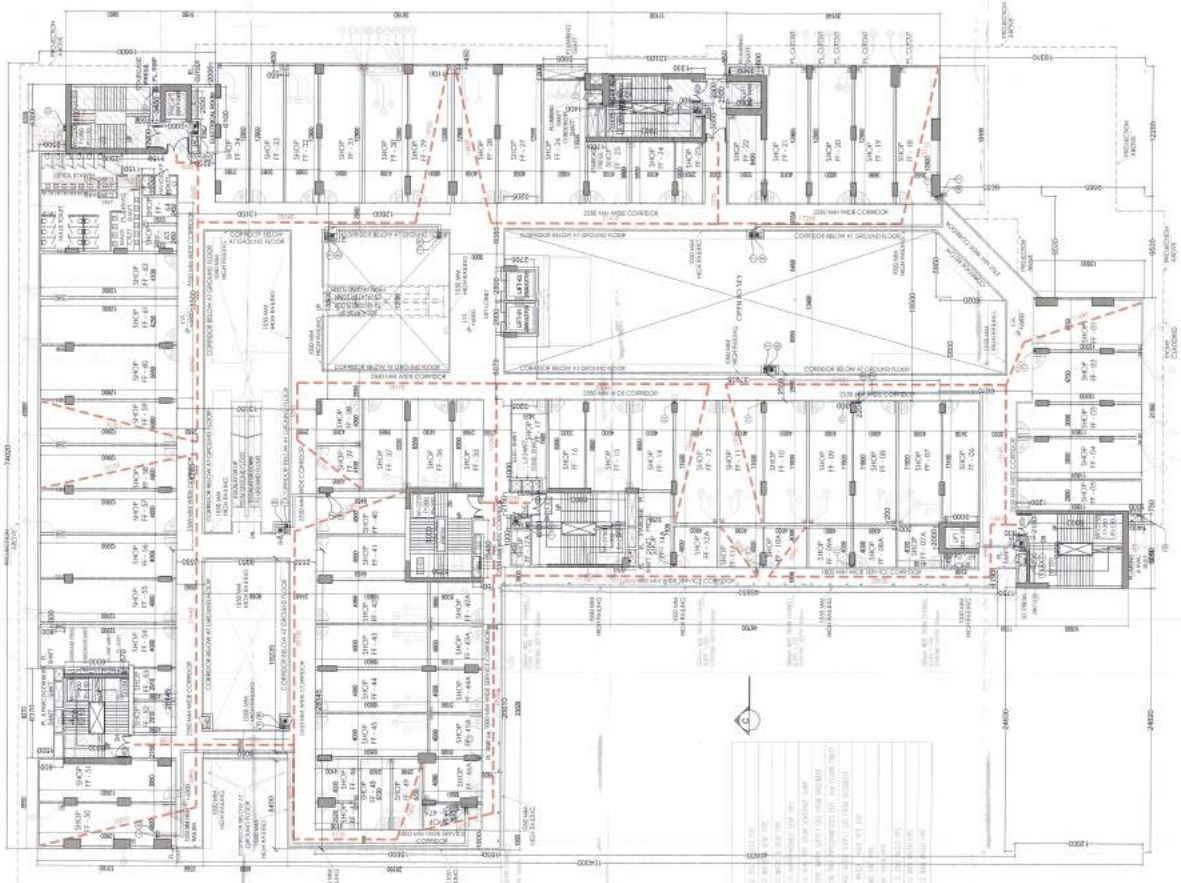

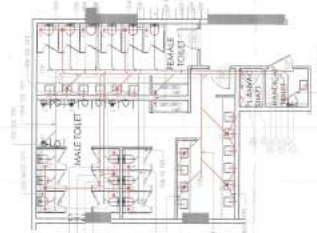

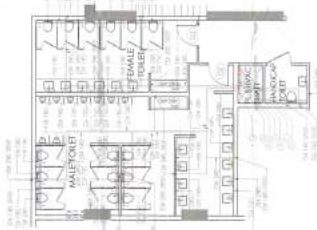

FIRE DOOR NO.	LOCATION	FLOORS	DOOR LABEL
D1	BLOCK A	BASEMENT 2 TO TERRACE	LOWER GROUND
D2	BLOCK A	LOWER GROUND TO TERRACE	LOWER GROUND
D3	BLOCK A	BASEMENT 2 TO TERRACE	LOWER GROUND
D4	BLOCK A	BASEMENT 2 TO TERRACE	LOWER GROUND
D5	BLOCK A	BASEMENT 2 TO TERRACE	LOWER GROUND
D6	BLOCK A	BASEMENT 2 TO TERRACE	GROUND L.L.
D7	BLOCK A	BASEMENT TO TERRACE	GROUND L.L.
D8	BLOCK A	BASEMENT TO TERRACE	LOWER GROUND
D9	BLOCK A	BASEMENT TO TERRACE	LOWER GROUND

SCHEDULE OF OPENING (DOORS)

TYPE	NO.	OPENING WIDTH (mm)	OPENING HEIGHT (mm)	SILL HEIGHT (mm)	REMARKS
D1	1	1200	2400	0	2450
D2	1	1200	2400	0	2450
D3	1	900	2400	0	2450
D4	1	900	2400	0	2450
D5	1	1200	2400	0	2450
D6	1	1200	2400	0	2450
D7	1	2000	2100	0	2450
FD1	1	2100	2100	0	2450
FD2	1	1200	2100	0	2450

TOILET CALCULATION-FIRST FLOOR

FOR OR SEATING	OCCUPANT LOAD FACTOR (m2 /person)		PERMANENT NON-SEATING				TEMPORARY NON-SEATING				TOTAL REQUIRED	TOTAL PROVIDED
	NBC 2016 Part 4 & 1983 AMC UPDT (Table No. 4.4) (Table 4 Page 38)		1.0DS OR TOTAL POPULATION (Table 1 Page 38 & Clause 4.1.1 - PART NO. 4.1)				0.5DS OR TOTAL POPULATION (Table 1 Page 38 & Clause 4.1.1 - PART NO. 4.1)					
	A		MALE	FEMALE			MALE	FEMALE			MALE	FEMALE	MALE	FEMALE
EXIT ACT			0.50 TOTAL POPULATION (1.0 DS) 1.0DS OR 0.50 TOTAL POPULATION (0.50 DS) 0.50 DS (Table 4.4 NBC 2016 Vol. 2)	0.50 TOTAL POPULATION (1.0 DS) 1.0DS OR 0.50 TOTAL POPULATION (0.50 DS) 0.50 DS (Table 4.4 NBC 2016 Vol. 2)			0.50 TOTAL POPULATION (1.0 DS) 1.0DS OR 0.50 TOTAL POPULATION (0.50 DS) 0.50 DS (Table 4.4 NBC 2016 Vol. 2)	0.50 TOTAL POPULATION (1.0 DS) 1.0DS OR 0.50 TOTAL POPULATION (0.50 DS) 0.50 DS (Table 4.4 NBC 2016 Vol. 2)				
	NO. OF WC/CW		10	10			10	10			10	10
	NO. OF URINAL/ WASHBASIN		2	2			2	2			2	2

EXIT WIDTH CALCULATION OF STAIRCASES OF FIRST FLOOR

FLOOR	TYPE/USAGE		OCCUPANT LOAD FACTOR (m2 /person)	OCCUPANCY	STAIRCASE WIDTH PER PERSON (MM)	STAIRCASE WIDTH REQUIRED AS/NBC (MM)	STAIRCASE WIDTH REQUIRED AS/OCCUPANCY (MM)	NO's & WIDTH OF STAIRCASES / EXITS PROVIDED (MM)	STAIRCASE WIDTH PROVIDED (MM)
			NBC 2016 Part 4 & 1983 AMC UPDT (Table No. 4.4 Page 38)					2 NO. OF 2250 MM WIDE STAIRCASE + 4 NO. OF 2250 MM WIDE STAIRCASE	
FIRST FLOOR	RETAIL (SOUTH)	1277.107	6	212				14500	14500
	Total	1277.107		646	15	9690	9690	14500	

NOTES:

- ALL SHIFTS SHALL HAVE 100% POWER BACKUP.
- ALL ELECTRICAL INSTALLATIONS SHALL BE AS PER PROVISION OF NBC.
- FIRE-FIGHTING SAFETY PROVISIONS WILL BE AS PER RELEVANT NBC PROVISIONS.
- BASEMENT AREA SHALL BE MECHANICALLY VENTILATED AS PER RELEVANT CODE.
- ALL TOILETS ARE VENTILATED AS PER HARYANA BUILDING CODE.
- BUILDING HAS AUTOMATIC SPRINKLER SYSTEM WHEREVER REQUIRED BY NBC
- BUILDING WILL BE DESIGNED (STRUCTURES) AS PER RELEVANT CODE I.S. CODES FOR EARTHQUAKE RESISTANCE.
- ALL HIGH RISE BUILDINGS ARE INTERCONNECTED THROUGH CORRIDOR/BRIDGES.
- SOLAR PANEL OF REQUIRED CAPACITY SHALL BE PROVIDED ON ROOF TOP AS PER HAREDA / ZONING NORMS.
- ONE EXTERNAL WALL TOWARDS BALCONY SIDE IN ANY ONE OF THE ROOMS IN RESIDENTIAL APARTMENT SHOULD BE IN 1 HR. FIRE RATED WITH PROVISION OF SPRINKLER ON INTERNAL SIDE OF THE SAME WALL.
- ALL HANDICAP RAMPS WITH RAILING

KEY PLAN

PRINCIPAL ARCHITECT:

ARCOP ASSOCIATES PVT. LTD. A-15 , Pamposh Enclave, Greater Kailash-I , New Delhi-110048

ARCOP

MEP CONSULTANTS

ENVIRONS BUILDING SERVICES CONSULTANTS
A-14 (Basement), Shakti,
New Delhi - 110017
Ph - 011 - 41706684
E-mail - environsconsultants@gmail.com

PROJECT:-

APPROVAL OF REVISED BUILDING PLANS OF INTEGRATED COMMERCIAL COLONY (UNDER LEFT OVER POCKET POLICY) MEASURING 3.35 ACRES (LICENCE NO. 32 OF 2020 DATED 31/10/2020 & LICENCE NO. 29 OF 2021 DATED 18/04/2021) FALLING IN THE VILLAGE ADAMPUR, SUB TEHSIL WAZIRABAD, SECTOR-50 DISTRICT GURUGRAM, MANESAR URBAN COMPLEX BEING DEVELOPED BY-PYRAMID CITY PROJECTS LLP & OTHERS IN COLLABORATION WITH ELAN LIMITED.

For ELAN LIMITED
Authorised Signatory

OWNER/AUTH. SIGNATURE

ARCHITECT'S SIGNATURE

Directed and Board ok for Public Health Interest. Service note subject to correction by Remaining Land TC, A.C.P.O.

Additional Chief Engineer (TS) HSIIDC Panchkula

DRAWING TITLE

BLOCK A
FIRST FLOOR PLAN

DRAWING NO. A-07 SCALE - 1:150

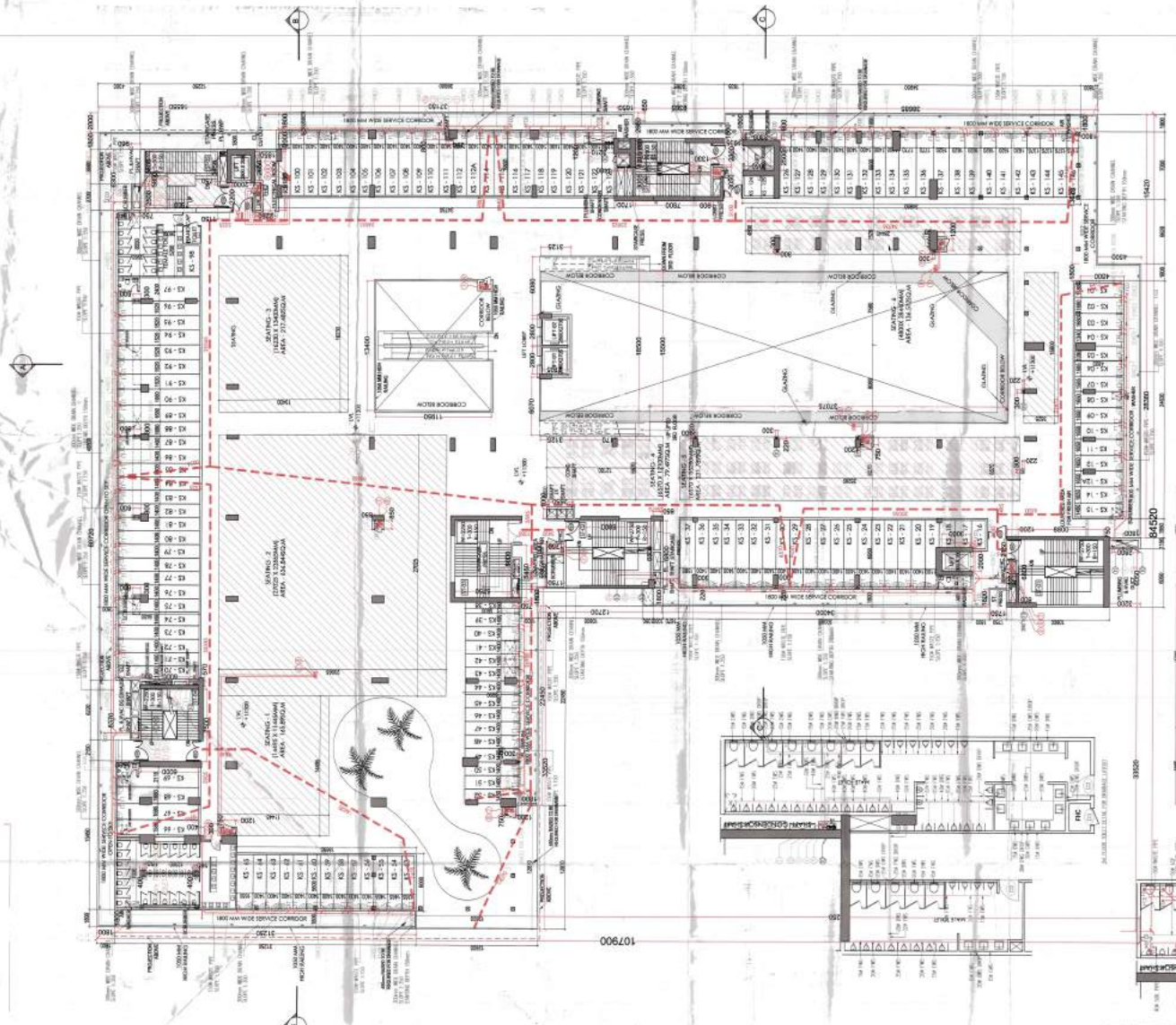

NOTES:

- ALL SHIFTS SHALL HAVE 100% POWER BACKUP.
- ALL ELECTRICAL INSTALLATIONS SHALL BE AS PER PROVISION OF NBC.
- FIRE-FIGHTING SAFETY PROVISIONS WILL BE AS PER RELEVANT NBC PROVISIONS.
- BASEMENT AREA SHALL BE MECHANICALLY VENTILATED AS PER RELEVANT CODE.
- ALL TOILETS ARE VENTILATED AS PER HARYANA BUILDING CODE.
- BUILDING HAS AUTOMATIC SPRINKLER SYSTEM WHEREVER REQUIRED BY NBC
- BUILDING WILL BE DESIGNED (STRUCTURES) AS PER RELEVANT CODE I.S. CODES FOR EARTHQUAKE RESISTANCE.
- ALL HIGH RISE BUILDINGS ARE INTERCONNECTED THROUGH CORRIDOR/BRIDGES.
- SOLAR PANEL OF REQUIRED CAPACITY SHALL BE PROVIDED ON ROOF TOP AS PER HAREDA / ZONING NORMS.
- ONE EXTERNAL WALL TOWARDS BALCONY SIDE IN ANY ONE OF THE ROOMS IN RESIDENTIAL APARTMENT SHOULD BE IN 1 HR. FIRE RATED WITH PROVISION OF SPRINKLER ON INTERNAL SIDE OF THE SAME WALL.
- ALL HANDICAP RAMPS WITH RAILING

SCHEDULE OF OPENING (DOORS)

LEVEL	SYMBOL	SIZE (mm)	QTY.
LOWER GROUND	D1	1200	2
LOWER GROUND	D2	1500	2
LOWER GROUND	D3	900	2
LOWER GROUND	D4	750	2
LOWER GROUND	D5	900	2
LOWER GROUND	D6	2300	2
LOWER GROUND	D7	2700	2
LOWER GROUND	D8	2700	2

SECOND FLOOR					
SEATING AREA					
ADDITION					
S.NO.	COEFF.	WIDTH	LENGTH	Nos.	AREA IN SQ.M.
A	1	14.495	11.445	1	165.895
B	1	27.025	23.65	1	639.141
C	1	16.23	13.4	1	217.482
D	1	6.57	12.1	1	79.497
E	1	6.57	35.28	1	231.789
F	1	4.8	28.44	1	136.512
G	1	15.6	3.525	1	54.99
				TOTAL AREA	1525.306

KEY PLAN

ORIENTATION

PRINCIPAL ARCHITECT:

ARCOP ASSOCIATES PVT. LTD. A-15 , Panjeeth Enclave, Greater Kailash-1 , New Delhi-110048

ARCOP

MEP CONSULTANTS

ENVIRONS BUILDING SERVICES CONSULTANTS
A-14 (Basement), Shivalik, New Delhi - 110017
Ph : 011 - 41785684
E-mail : environsconsultants@gmail.com

PROJECT:- REVISED BUILDING PLANS OF

COMBINED INTEGRATED COMMERCIAL COLONY (UNDER LEFT OVER POCKET POLICY) MEASURING 3.35 ACRES (LICENCE NO. 32 OF 2020 DATED 31/10/2020) & LICENCE NO. 29 OF 2021 DATED 18/06/2021) FALLING IN THE VILLAGE ADAMPUR, SUB TEHSIL WAZIRABAD, SECTOR-90 DISTRICT GURUGRAM, MANESAR URBAN COMPLEX BEING DEVELOPED BY-PYRAMID CITY PROJECTS LLP & OTHERS IN COLLABORATION WITH ELAN LIMITED.

OWNER WITH SIGNATURE | ARCHITECT'S SIGNATURE

DRAWING TITLE

BLOCK A
SECOND FLOOR PLAN

DRAWING NO. A-07 | SCALE :- 1:150

FLOOR	TYPE/USAGE		OCCUPANT LOAD FACTOR (m2/person)	OCCUPANT	STAIRCASE WIDTH PER PERSON (MM)	STAIRCASE WIDTH REQUIRED IN(MM) (OR)	STAIRCASE WIDTH REQUIRED AS/OCCUPANT (MM)	NO'S & WIDTH OF STAIRCASES / EXITS PROVIDED (MM)	STAIRCASE WIDTH PROVIDED (MM)
			MIN OCCUPANT LOAD FOR EXIT WIDTH (Refer Cl. 7.2.1 Table 7.2 Page 28)						
SECOND FLOOR	RETAIL (SHOPS)	1480.170	3	307				2 NOS. OF 2250 MM WIDE STAIRCASE 4 NOS. OF 2250 MM WIDE STAIRCASE	13500
	FOOD COURT (SHOPS)	1525	1.9	803					
	Total	3005.170		1410	10	14100	14100	13500	14000

TOILET CALCULATION-SECOND FLOOR RETAIL & FOOD COURT

USE (OCCUPANT)	OCCUPANT LOAD FACTOR (m2/person)		MINIMUM FIXTURES REQUIRED				FIXTURES PROVIDED				TOTAL REQUIRED	TOTAL PROVIDED
	MIN OCCUPANT LOAD FOR EXIT WIDTH (Refer Cl. 7.2.1 Table 7.2 Page 28)		LOAD OF TOTAL POPULATION (NBC OCCUPANTS - SECTION 2 - TABLE NO. C-2)				LOAD OF TOTAL POPULATION (NBC OCCUPANTS - SECTION 2 - TABLE NO. C-2)					
			M		F		MALE		FEMALE			
RETAIL (SHOPS)	3	307	154		154		307					
FOOD COURT (SHOPS)	1.9	803	401		401		803					
TOTAL AMOUNT		1410	555		555		1110					
			WC (FEMALE)	WC (MALE)	URINAL	WASH BASIN	WC (FEMALE)	WC (MALE)	URINAL	WASH BASIN		
RETAIL (SHOPS)			3	3	3	3	3	3	3	3	6	6
FOOD COURT (SHOPS)			8	8	8	8	8	8	8	8	16	16

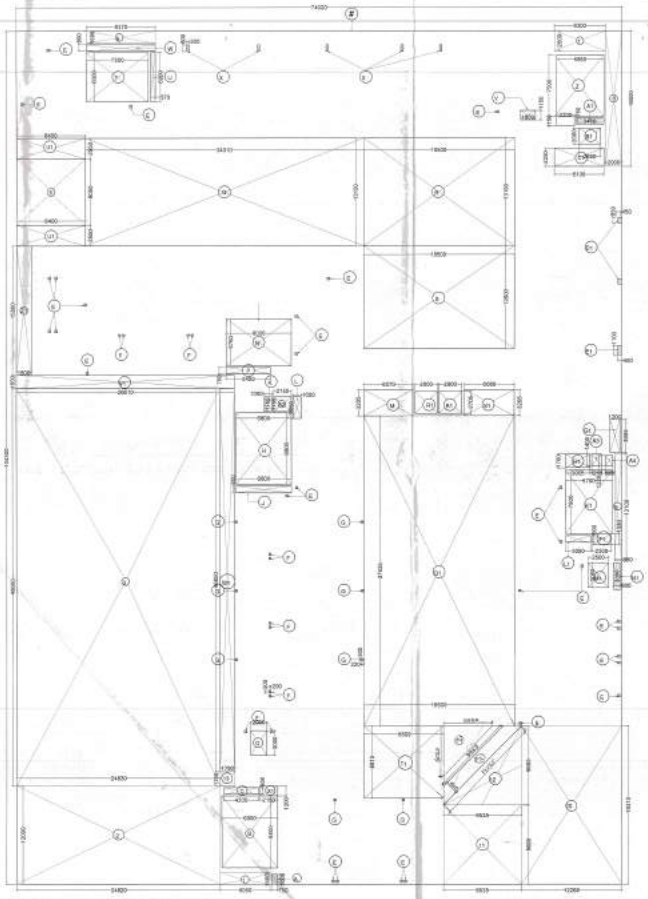

BLOCK A FIRST FLOOR AREA DIAGRAM

FIRST FLOOR FAR AREA CALCULATION BLOCK A					
ITEM	COEFF.	WIDTH	LENGHT	NOS.	AREA IN SQMT
A	1	74.82	104.161	1	7790.98862 X
SUBTRACTION					
ITEM	COEFF.	WIDTH	LENGHT	NOS.	AREA IN SQMT
1	1	0.750	1.400	1	1.050
2	1	24.300	12.000	1	397.800
3	1	24.800	69.000	1	1708.728
4	1	8.400	8.000	1	67.600
5	1	0.370	1.500	1	0.555
6	1	0.500	2.500	1	1.750
7	1	2.000	16.000	1	32.000
8	1	0.880	13.150	1	11.572
10	1	12.360	18.210	1	225.107
11	1	9.000	9.800	1	88.158
12	0.5	9.000	9.800	1	44.079
13	1	1.750	1.750	1	3.063
TOTAL				=	2651.484 Y
INTERNAL AREA DEDUCTIONS					
ITEM	COEFF.	WIDTH	LENGHT	NOS.	AREA IN SQMT
A	1	0.750	1.200	1	0.900
B	1	4.800	8.800	1	38.640
C	1	4.250	0.900	1	3.825
D	1	2.080	2.400	1	4.992
G	1	0.300	0.300	21	2.790
F	1	0.250	0.300	18	1.500
G	1	0.220	0.300	8	0.528
H	1	4.800	8.800	1	38.640
J	1	0.400	0.800	1	0.320
K	1	1.080	1.750	1	1.890
L	1	1.050	2.050	1	2.153
M	1	5.075	3.200	1	16.240
N	1	6.050	8.100	1	48.990
P	1	3.400	0.750	1	2.550
Q	1	34.910	13.150	1	447.252
R	1	16.600	13.150	1	218.270
S	1	16.600	13.600	1	225.760
T	1	7.000	6.200	1	43.400
U	1	0.875	6.200	1	5.425
V					
W	1	0.370	3.800	1	0.906
X	1	0.500	3.900	1	1.950
Y	1	1.800	1.150	1	2.070
Z	1	5.800	7.300	1	42.370
A1	1	3.450	0.750	1	2.588
B1	1	2.850	2.900	1	8.265
C1	1	5.150	2.250	1	11.588
D1	1	0.450	0.850	1	0.383
E1	1	0.450	1.100	1	0.495
F1	1	2.300	1.330	1	3.059
G1	1	1.220	3.900	1	4.758
H1	1	3.005	1.700	1	5.108
K1	1	1.700	1.300	1	2.210
L1	1	1.050	2.300	1	2.415
M1	1	1.350	1.350	1	1.823
N1	1	0.800	3.200	1	2.560
P1	0.5	9.150	6.150	1	28.259
Q1	1	18.380	27.000	1	521.760
R1	1	2.800	2.700	2	15.120
S1	1	0.200	3.200	1	0.640
T1	1	0.800	8.800	1	56.320
U1	1	1.450	2.850	2	12.540
V1	1	38.915	1.800	1	69.867
W1	1	1.750	49.000	1	85.750
X1	1	1.150	1.200	1	1.380
Y1					
Z1	1	1.800	15.000	1	27.000
A2	1	7.150	1.700	1	12.155
B2	1	1.750	1.400	1	2.450
A4	1	0.988	1.225	1	1.211
A5	1	2.250	1.125	1	2.531
P2	0.5	2.5 0.50	1.800	1	2.172
TOTAL				=	2551.165 Z
FIRST FLOOR FAR (BLOCK A) = X-(Y+Z)				=	2501.083

SECOND FLOOR FAR AREA CALCULATION BLOCK A					
ITEM	COEFF.	WIDTH	LENGTH	NOS.	AREA IN SQMT
B	1	84.82	107.9	1	9150.758 X
SUBTRACTION					
ITEM	COEFF.	WIDTH	LENGTH	NOS.	AREA IN SQMT
1	1	6.350	3.200	1	19.360
2	1	1.800	12.700	1	22.860
3	1	1.800	1.750	1	3.150
4	1	35.625	42.250	1	3366.828
5	1	2.350	14.600	1	34.310
6	1	0.800	6.350	1	5.080
7	1	10.425	6.350	1	66.363
TOTAL				=	3542.449 Y
INTERNAL AREA DEDUCTIONS					
ITEM	COEFF.	WIDTH	LENGHT	NOS.	AREA IN SQMT
A	1	28.350	1.800	1	51.084
B	1	0.750	2.800	1	2.100
C	1	6.600	8.800	1	58.080
D	1	2.000	3.000	1	6.000
E	1	1.800	34.050	1	61.290
F	1	6.800	8.800	1	59.840
G	1	0.900	0.600	1	0.540
H	1	1.000	1.750	1	1.750
J	1	1.200	2.050	1	2.460
K	1	8.350	5.750	1	48.000
L	1	3.450	0.750	1	2.588
M	1	22.450	1.800	1	40.410
N	1	0.250	0.300	9	0.675
P	1	0.750	1.300	3	2.730
Q	1	1.900	31.250	1	56.250
R	1	0.850	0.850	1	0.723
S	1	0.350	0.400	1	0.140
T	1	80.725	1.300	1	104.943
U	1	8.150	1.600	1	13.040
V	1	8.370	0.800	1	6.696
W	1	7.500	6.500	1	48.750
X	1	3.050	0.750	2	4.575
Y	1	3.570	0.800	1	2.856
Z	1	0.350	0.800	1	0.280
A1	1	0.350	1.543	1	0.772
B1	1	2.500	0.750	1	1.875
C1	1	3.050	0.950	1	2.898
D1	1	5.950	7.900	1	46.970
E1	1	1.700	16.950	1	28.750
F1	1	3.050	0.750	1	2.288
G1	1	3.450	2.000	1	6.900
H1	1	6.150	2.250	1	13.725
J1	1	2.050	1.650	1	3.750
K1	1	1.000	27.150	1	68.375
L1	1	3.600	0.250	1	0.900
M1	1	2.150	1.900	1	4.085
N1	1	10.400	11.350	1	118.130
P1	1	6.375	2.125	1	13.547
Q1	1	3.600	3.750	2	15.140
R1	1	6.250	3.125	1	19.531
S1	1	16.900	8.175	1	151.145
T1	1	16.900	37.075	1	626.693
U1	1	1.200	3.312	1	3.882
V1	1	3.050	1.700	1	5.185
W1	1	8.750	7.800	1	68.250
X1	1	3.050	0.900	1	2.745
Y1	1	3.550	0.850	1	7.820
Z1	1	1.050	1.850	1	1.942
A2	1	0.350	0.300	5	0.525
B2	1	1.350	35.000	1	68.033
C2	1	1.200	4.750	1	5.700
D2	1	10.625	1.900	1	20.188
E2	1	1.850	2.500	1	4.625
F2	1	4.250	0.800	1	3.400
G2	1	2.950	1.850	1	5.373
H2	1	1.850	8.350	1	14.667
J2	1	0.850	3.300	1	2.805
K2	1	2.350	1.350	1	3.173
L2	1	3.350	1.750	1	5.863
M2	1	2.150	1.200	1	2.580
N2	1	2.250	1.150	1	2.588
O2	1	1.125	1.400	1	1.575
P2	1	3.350	1.225	1	4.104
TOTAL				=	1992.669 Z
SECOND FLOOR FAR (BLOCK A) = X-(Y+Z)				=	4699.179

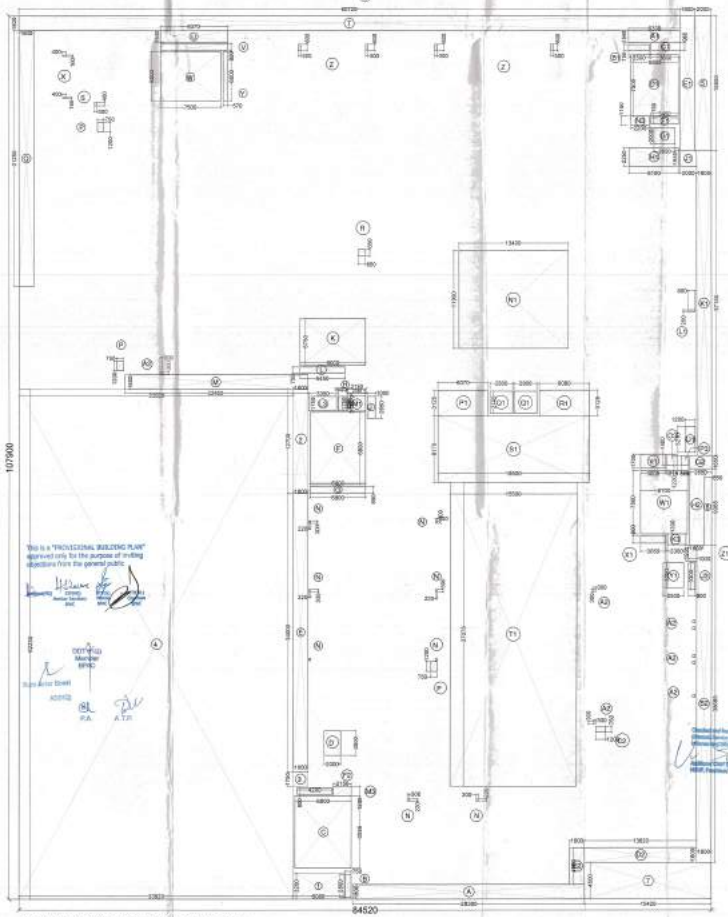

BLOCK A SECOND FLOOR AREA DIAGRAM

NOTES:

- ALL SHIFTS SHALL HAVE 100% POWER BACKUP.
- ALL ELECTRICAL INSTALLATIONS SHALL BE AS PER PROVISION OF NBC.
- FIRE-FIGHTING SAFETY PROVISIONS WILL BE AS PER RELEVANT NBC PROVISIONS.
- BASEMENT AREA SHALL BE MECHANICALLY VENTILATED AS PER RELEVANT CODE.
- ALL TOILETS ARE VENTILATED AS PER HARYANA BUILDING CODE.
- BUILDING HAS AUTOMATIC SPRINKLER SYSTEM WHEREVER REQUIRED BY NBC
- BUILDING WILL BE DESIGNED (STRUCTURES) AS PER RELEVANT CODE I.S. CODES FOR EARTHQUAKE RESISTANCE
- ALL HIGH RISE BUILDINGS ARE INTERCONNECTED THROUGH CORRIDOR/BRIDGES.
- SOLAR PANEL OF REQUIRED CAPACITY SHALL BE PROVIDED ON ROOF TOP AS PER HAREDA / ZONING NORMS.
- ONE EXTERNAL WALL TOWARDS BALCONY SIDE IN ANY ONE OF THE ROOMS IN RESIDENTIAL APARTMENT SHOULD BE IN 1 HR. FIRE RATED WITH PROVISION OF SPRINKLER ON INTERNAL SIDE OF THE SAME WALL.
- ALL HANDICAP RAMPS WITH RAILING

KEY PLAN

ORIENTATION

PRINCIPAL ARCHITECT:

ARCOP ASSOCIATES PVT. LTD. A-15, Panipath Enclave, Greater Kailash-I, New Delhi-110048

ARCOP

MEP CONSULTANTS

ENVIRONS BUILDING SERVICES CONSULTANTS
A-14 (Basement), Shivalik,
New Delhi - 110017
Ph : 011 - 4176 5684
E-mail : environsconsultants@gmail.com

PROJECT:- REVISED BUILDING PLANS OF

COMBINED INTEGRATED COMMERCIAL COLONY (UNDER LEFT OVER POCKET POLICY) MEASURING 3.35 ACRES (LICENCE NO. 32 OF 2020 DATED 31/10/2020 & LICENCE NO. 28 OF 2021 DATED 18/06/2021) FALLING IN THE VILLAGE ADAMPUR, SUB TEHSIL WAZIRABAD, SECTOR-92 DISTRICT GURUGRAM, MANESAR URBAN COMPLEX BEING DEVELOPED BY-PYRAMID CITY PROJECTS LLP & OTHERS IN COLLABORATION WITH ELAN LIMITED.

OWNER/AUTH. SIGNATURE | ARCHITECT'S SIGNATURE

DRAWING TITLE

BLOCK A
FIRST and SECOND FLOOR AREA DIAGRAM

DRAWING NO. A-07A | SCALE:- 1:200

NOTES:

- ALL SHAFTS SHALL HAVE 100% POWER BACKUP.
- ALL ELECTRICAL INSTALLATIONS SHALL BE AS PER PROVISION OF NBC.
- FIRE FIGHTING SAFETY PROVISIONS WILL BE AS PER RELEVANT NBC PROVISIONS.
- BASEMENT AREA SHALL BE MECHANICALLY VENTILATED AS PER RELEVANT CODE
- ALL TOILETS ARE VENTILATED AS PER NATURAL VENTILATION CODE
- BUILDING HAS AUTOMATIC SPRINKLER SYSTEM WHEREVER REQUIRED BY NBC
- BUILDING IS DESIGNED TO WITHSTAND (STRUCTURES) AS PER RELEVANT CODE I.S. CODES FOR EARTHQUAKE
- ALL HIGH RISE BUILDINGS ARE INTERCONNECTED THROUGH CCTV CAMERAS/DEVICES
- COOLING TOWER REQUIRED CAPACITY SHALL BE PROVIDED ON ROOF TOP AS PER HARERA / ZONING NORMS
- ALL ELECTRICAL WIRING SHALL BE BALCONY SIDE IN ANY ONE OF THE ROOMS IN RESIDENTIAL APARTMENT
- ALL ELECTRICAL PANELS WILL BE WITH PROVISION OF SPRINKLER ON INTERNAL SIDE OF THE SAME WALL.
- ALL HANDICAP RAMPS WITH RAILING

KEY PLAN

PRINCIPAL ARCHITECT:

ARCOP ASSOCIATES PVT. LTD. A-15 , Pumpesh Enclave, Greater Kailash-I , New Delhi-110048

ARCOP

MEP CONSULTANTS

ENVIRON BUILDING SERVICES
CONSULTANTS
A-15, Pumpesh Enclave,
New Delhi-110048
Ph. 011 - 41765564
E-mail: environbuildingservices@gmail.com

PROJECT: ISOPARED BUILDING PLANS OF

COMBINED INTEGRATED COMMERCIAL COLONY INCLUDING GROUP HOUSING COMPONENT SITUATED ON 3.35 ACRES (LICENCE NO. 13 OF 2020 DATED 31/03/2020) & LICENCE NO. 20 OF 2020 DATED 31/03/2020 & LICENCE NO. 21 OF 2020 DATED 31/03/2020 LOCATED AT VILLAGE DHANWAPUR, SUB TEHSIL WAZIRABAD, SECTOR-93 DISTRICT GURUGRAM, MANESAR URBAN COMPLEX BEING DEVELOPED BY ISOPARED BUILDERS PVT. LTD. & OTHERS IN COLLABORATION WITH ELAN LIMITED.

OWNER/ARCHITECT SIGNATURE | ARCHITECT'S SIGNATURE

DRAWING TITLE

BLOCK A
THIRD FLOOR PLAN

DRAWING NO. A-08 | SCALE 1:150

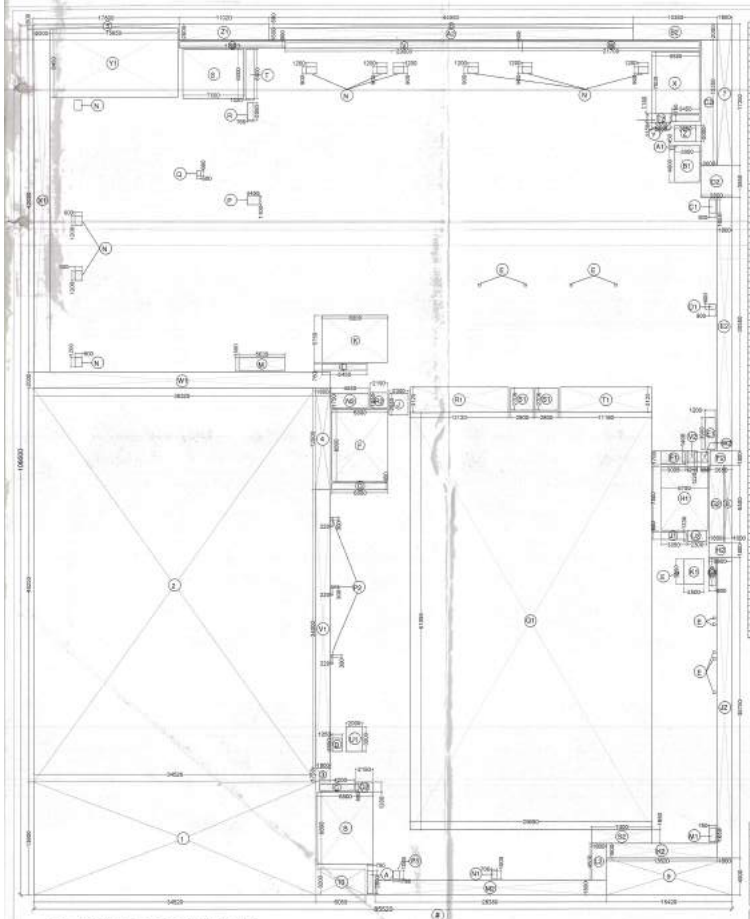

PART A THIRD FLOOR AREA DIAGRAM

THIRD FLOOR FAR AREA CALCULATION
PART A

ITEM	COEFF.	WIDTH	LENGHT	NOS.	AREA IN SQMT
A	1	86.02	108.8	1	9356.82

SUBTRACTION

ITEM	COEFF.	WIDTH	LENGHT	NOS.	AREA IN SQMT
1	1	34.500	16.800	1	579.579
2	1	34.500	26.200	1	903.900
3	1	1.800	1.750	1	3.150
4	1	1.800	13.500	1	24.300
5	1	17.500	3.500	1	61.250
6	1	44.700	3.700	1	165.390
7	1	1.800	12.375	1	22.275
8	1	1.500	3.700	1	5.550
9	1	15.425	4.350	1	67.099
10	1	8.000	1.000	1	8.000
		TOTAL		=	2036.371

INTERNAL AREA DEDUCTIONS

ITEM	COEFF.	WIDTH	LENGHT	NOS.	AREA IN SQMT
A	1	2.350	2.600	1	6.110
B	1	8.800	5.300	1	46.640
C	1	4.200	3.000	1	12.600
D	1	1.200	1.200	1	1.440
E	1	5.300	3.100	1	16.430
F	1	8.800	3.250	1	28.600
G	1	8.800	0.750	1	6.600
H	1				
I	1	0.350	2.900	1	1.015
J	1	8.000	5.750	1	46.000
K	1	3.450	0.750	1	2.588
M	1	3.800	1.550	1	5.890
N	1	3.800	1.750	1	6.650
O	1	1.400	1.100	1	1.540
P1	1	3.084	0.960	1	2.961
P2	1	3.784	0.960	1	3.632
S	1	7.400	4.200	1	31.080
T	1	7.800	4.300	1	33.540
U	1	12.875	0.900	1	11.588
V	1	28.800	0.900	1	25.920
W	1	21.750	0.900	1	17.580
X	1	8.800	1.500	1	13.200
Y	1	3.450	0.750	1	2.588
Z	1	2.900	0.900	1	2.610
A1	1	1.350	0.950	1	1.283
B1	1	2.900	4.200	1	12.180
C1	1	2.900	0.900	1	2.610
D1	1	1.800	0.900	1	1.620
E1	1	1.350	0.900	1	1.215
F1	1	3.424	1.750	1	5.992
G1	1	3.750	1.400	1	5.250
J1	1	2.000	0.950	1	1.900
K1	1	2.900	0.900	1	1.610
L1	1	2.900	0.900	1	2.610
M1	1	2.750	0.900	1	2.475
N1	1	2.750	1.000	1	2.750
O1	1	2.750	1.000	1	2.750
P1	1	28.400	12.300	1	349.320
Q1	1	12.400	7.100	1	87.940
R1	1	2.900	2.100	1	6.090
S1	1	4.800	3.100	1	14.880
T1	1	2.300	2.000	1	4.600
U1	1	4.800	24.000	1	115.200
W1	1	36.100	2.000	1	72.200
X1	1	8.000	43.300	1	346.400
Y1	1	78.800	4.000	1	315.200
Z1	1	11.500	2.000	1	23.000
A2	1	44.800	1.500	1	66.825
B2	1	10.300	3.500	1	36.050
C2	1	2.800	18.100	1	50.680
D2	1	1.900	3.900	1	15.810
E2	1	2.800	30.800	1	86.240
F2	1	1.800	3.700	1	6.660
G2	1	1.800	5.300	1	11.470
H2	1	2.800	1.000	1	2.800
I2	1	1.800	34.700	1	62.460
K2	1	10.800	1.400	1	15.120
L2	1	1.800	4.000	1	7.200
M2	1	28.300	1.800	1	51.060
N2	1	2.700	1.750	1	4.725
P2	1	2.000	1.500	1	3.000
Q2	1	2.100	1.200	1	2.520
R2	1	2.100	1.800	1	3.780
S2	1	7.400	1.800	1	13.320
T2	1	2.200	1.100	1	2.420
U2	1	2.300	1.300	1	2.990
		TOTAL		=	2837.775

THIRD FLOOR FAR (PART A + PART B) = 6519.096





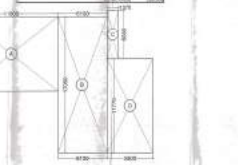

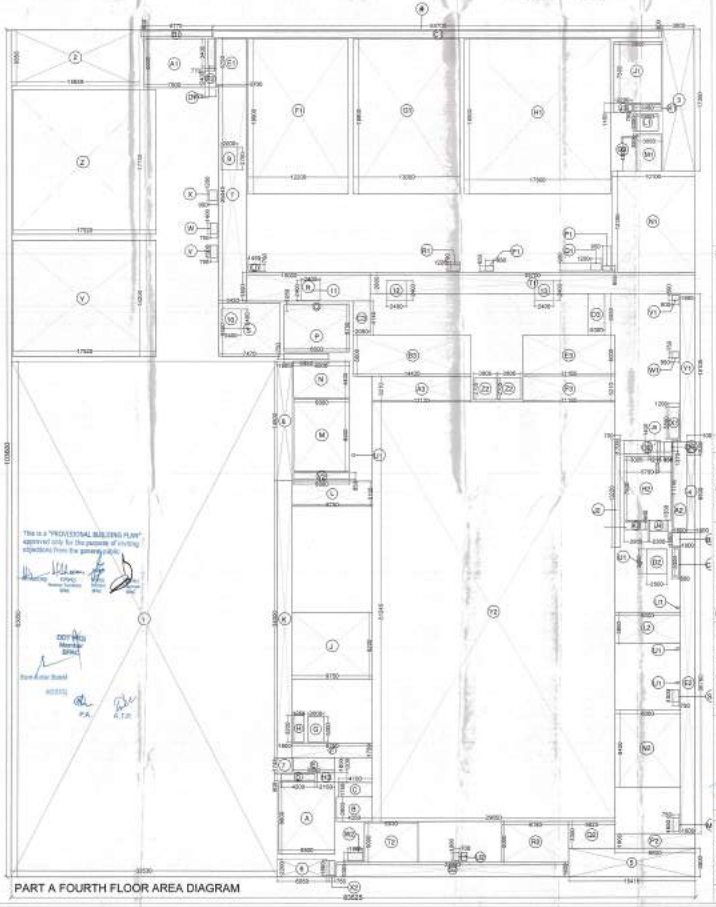

PART A FOURTH FLOOR AREA DIAGRAM

REFUGE AREA CALCULATION:-
REFUGE AREA = 10% OF GROSS AREA OF 4TH FLOOR OR 100 SQMT (WHICH EVER IS MORE)
GROSS AREA= 2414.15 SQMT
=2414.15 x 10
100
= 241.41 SQMTR.

4TH FLOOR REFUGE AREA CALCULATION
PLOT 1

SECTION					
ITEM	COEFF.	WIDTH	LENGHT	NOS.	AREA IN SQMT
1	1	3.470	15.800	1	54.826
2	1	3.500	16.800	1	58.800
3	1	1.850	17.850	1	32.918
4	1	2.800	1.850	1	5.180
5	1	1.800	9.550	1	17.190
6	1	2.800	1.850	1	5.180
7	1	1.800	36.750	1	66.150
TOTAL				=	242.044

SECTION					
ITEM	COEFF.	WIDTH	LENGHT	NOS.	AREA IN SQMT
A1	1	1.200	1.200	1	1.440
B1	1	1.200	1.200	1	1.440
C1	1	1.200	1.200	1	1.440
D1	1	8.700	1.200	1	10.440
E1	1	1.200	1.200	1	1.440
F1	1	1.200	1.200	1	1.440
G1	1	1.200	1.200	1	1.440
H1	1	1.200	1.200	1	1.440
I1	1	1.200	1.200	1	1.440
J1	1	1.200	1.200	1	1.440
K1	1	1.200	1.200	1	1.440
L1	1	1.200	1.200	1	1.440
M1	1	1.200	1.200	1	1.440
N1	1	1.200	1.200	1	1.440
O1	1	1.200	1.200	1	1.440
P1	1	1.200	1.200	1	1.440
Q1	1	1.200	1.200	1	1.440
R1	1	1.200	1.200	1	1.440
S1	1	1.200	1.200	1	1.440
T1	1	1.200	1.200	1	1.440
U1	1	1.200	1.200	1	1.440
V1	1	1.200	1.200	1	1.440
W1	1	1.200	1.200	1	1.440
X1	1	1.200	1.200	1	1.440
Y1	1	1.200	1.200	1	1.440
Z1	1	1.200	1.200	1	1.440
A2	1	1.200	1.200	1	1.440
B2	1	1.200	1.200	1	1.440
C2	1	1.200	1.200	1	1.440
D2	1	1.200	1.200	1	1.440
E2	1	1.200	1.200	1	1.440
F2	1	1.200	1.200	1	1.440
G2	1	1.200	1.200	1	1.440
H2	1	1.200	1.200	1	1.440
I2	1	1.200	1.200	1	1.440
J2	1	1.200	1.200	1	1.440
K2	1	1.200	1.200	1	1.440
L2	1	1.200	1.200	1	1.440
M2	1	1.200	1.200	1	1.440
N2	1	1.200	1.200	1	1.440
O2	1	1.200	1.200	1	1.440
P2	1	1.200	1.200	1	1.440
Q2	1	1.200	1.200	1	1.440
R2	1	1.200	1.200	1	1.440
S2	1	1.200	1.200	1	1.440
T2	1	1.200	1.200	1	1.440
U2	1	1.200	1.200	1	1.440
V2	1	1.200	1.200	1	1.440
W2	1	1.200	1.200	1	1.440
X2	1	1.200	1.200	1	1.440
Y2	1	1.200	1.200	1	1.440
Z2	1	1.200	1.200	1	1.440
A3	1	1.200	1.200	1	1.440
B3	1	1.200	1.200	1	1.440
C3	1	1.200	1.200	1	1.440
D3	1	1.200	1.200	1	1.440
E3	1	1.200	1.200	1	1.440
F3	1	1.200	1.200	1	1.440
G3	1	1.200	1.200	1	1.440
H3	1	1.200	1.200	1	1.440
I3	1	1.200	1.200	1	1.440
J3	1	1.200	1.200	1	1.440
K3	1	1.200	1.200	1	1.440
L3	1	1.200	1.200	1	1.440
M3	1	1.200	1.200	1	1.440
N3	1	1.200	1.200	1	1.440
O3	1	1.200	1.200	1	1.440
P3	1	1.200	1.200	1	1.440
Q3	1	1.200	1.200	1	1.440
R3	1	1.200	1.200	1	1.440
S3	1	1.200	1.200	1	1.440
T3	1	1.200	1.200	1	1.440
U3	1	1.200	1.200	1	1.440
V3	1	1.200	1.200	1	1.440
W3	1	1.200	1.200	1	1.440
X3	1	1.200	1.200	1	1.440
Y3	1	1.200	1.200	1	1.440
Z3	1	1.200	1.200	1	1.440
A4	1	1.200	1.200	1	1.440
B4	1	1.200	1.200	1	1.440
C4	1	1.200	1.200	1	1.440
D4	1	1.200	1.200	1	1.440
E4	1	1.200	1.200	1	1.440
F4	1	1.200	1.200	1	1.440
G4	1	1.200	1.200	1	1.440
H4	1	1.200	1.200	1	1.440
I4	1	1.200	1.200	1	1.440
J4	1	1.200	1.200	1	1.440
K4	1	1.200	1.200	1	1.440
L4	1	1.200	1.200	1	1.440
M4	1	1.200	1.200	1	1.440
N4	1	1.200	1.200	1	1.440
O4	1	1.200	1.200	1	1.440
P4	1	1.200	1.200	1	1.440
Q4	1	1.200	1.200	1	1.440
R4	1	1.200	1.200	1	1.440
S4	1	1.200	1.200	1	1.440
T4	1	1.200	1.200	1	1.440
U4	1	1.200	1.200	1	1.440
V4	1	1.200	1.200	1	1.440
W4	1	1.200	1.200	1	1.440
X4	1	1.200	1.200	1	1.440
Y4	1	1.200	1.200	1	1.440
Z4	1	1.200	1.200	1	1.440
A5	1	1.200	1.200	1	1.440
B5	1	1.200	1.200	1	1.440
C5	1	1.200	1.200	1	1.440
D5	1	1.200	1.200	1	1.440
E5	1	1.200	1.200	1	1.440
F5	1	1.200	1.200	1	1.440
G5	1	1.200	1.200	1	1.440
H5	1	1.200	1.200	1	1.440
I5	1	1.200	1.200	1	1.440
J5	1	1.200	1.200	1	1.440
K5	1	1.200	1.200	1	1.440
L5	1	1.200	1.200	1	1.440
M5	1	1.200	1.200	1	1.440
N5	1	1.200	1.200	1	1.440
O5	1	1.200	1.200	1	1.440
P5	1	1.200	1.200	1	1.440
Q5	1	1.200	1.200	1	1.440
R5	1	1.200	1.200	1	1.440
S5	1	1.200	1.200	1	1.440
T5	1	1.200	1.200	1	1.440
U5	1	1.200	1.200	1	1.440
V5	1	1.200	1.200	1	1.440
W5	1	1.200	1.200	1	1.440
X5	1	1.200	1.200	1	1.440
Y5	1	1.200	1.200	1	1.440
Z5	1	1.200	1.200	1	1.440
A6	1	1.200	1.200	1	1.440
B6	1	1.200	1.200	1	1.440
C6	1	1.200	1.200	1	1.440
D6	1	1.200	1.200	1	1.440
E6	1	1.200	1.200	1	1.440
F6	1	1.200	1.200	1	1.440
G6	1	1.200	1.200	1	1.440
H6	1	1.200	1.200	1	1.440
I6	1	1.200	1.200	1	1.440
J6	1	1.200	1.200	1	1.440
K6	1	1.200	1.200	1	1.440
L6	1	1.200	1.200	1	1.440
M6	1	1.200	1.200	1	1.440
N6	1	1.200	1.200	1	1.440
O6	1	1.200	1.200	1	1.440
P6	1	1.200	1.200	1	1.440
Q6	1	1.200	1.200	1	1.440
R6	1	1.200	1.200	1	1.440
S6	1	1.200	1.200	1	1.440
T6	1	1.200	1.200	1	1.440
U6	1	1.200	1.200	1	1.440
V6	1	1.200	1.200	1	1.440
W6	1	1.200	1.200	1	1.440
X6	1	1.200	1.200	1	1.440
Y6	1	1.200	1.200	1	1.440
Z6	1	1.200	1.200	1	1.440
A7	1	1.200	1.200	1	1.440
B7	1	1.200	1.200	1	1.440
C7	1	1.200	1.200	1	1.440
D7	1	1.200	1.200	1	1.440
E7	1	1.200	1.200	1	1.440
F7	1	1.200	1.200	1	1.440
G7	1	1.200	1.200	1	1.440
H7	1	1.200	1.200	1	1.440
I7	1	1.200	1.200	1	1.440
J7	1	1.200	1.200	1	1.440
K7	1	1.200	1.200	1	1.440
L7	1	1.200	1.200	1	1.440
M7	1	1.200	1.200	1	1.440
N7	1	1.200	1.200	1	1.440
O7	1	1.200	1.200	1	1.440
P7	1	1.200	1.200	1	1.440
Q7	1	1.200	1.200	1	1.440
R7	1	1.200	1.200	1	1.440
S7	1	1.200	1.200	1	1.440
T7	1	1.200	1.200	1	1.440
U7	1	1.200	1.200	1	1.440
V7	1	1.200	1.200	1	1.440
W7	1	1.200	1.200	1	1.440
X7	1	1.200	1.200	1	1.440
Y7	1	1.200	1.200	1	1.440
Z7	1	1.200	1.200	1	1.440
A8	1	1.200	1.200	1	1.440
B8	1	1.200	1.200	1	1.440
C8	1	1.200	1.200	1	1.440
D8	1	1.200	1.200	1	1.440
E8	1	1.200	1.200	1	1.440
F8	1	1.200	1.200	1	1.440
G8	1	1.200	1.200	1	1.440
H8	1	1.200	1.200	1	1.440
I8	1	1.200	1.200	1	1.440
J8	1	1.200	1.200	1	1.440
K8	1	1.200	1.200	1	1.440
L8	1	1.200	1.200	1	1.440
M8	1	1.200	1.200	1	1.440
N8	1	1.200	1.200	1	1.440
O8	1	1.200	1.200	1	1.440
P8	1	1.200	1.200	1	1.440
Q8	1	1.200	1.200	1	1.440
R8	1	1.200	1.200	1	1.440
S8	1	1.200	1.200	1	1.440
T8	1	1.200	1.200	1	1.440
U8	1	1.200	1.200	1	1.440
V8	1	1.200	1.200	1	1.440
W8	1	1.200	1.200	1	1.440
X8	1	1.200	1.200	1	1.440
Y8	1	1.200	1.200	1	1.440
Z8	1	1.200	1.200	1	1.440
A9	1	1.200	1.200	1	1.440
B9	1	1.200	1.200	1	1.440
C9	1	1.200	1.200	1	1.440
D9	1	1.200	1.200	1	1.440
E9	1	1.200	1.200	1	1.440
F9	1	1.200	1.200	1	1.440
G9	1	1.200	1.200	1	1.440
H9	1	1.200	1.200	1	1.440
I9	1	1.200	1.200	1	1.440
J9	1	1.200	1.200	1	1.440
K9	1	1.200	1.200	1	1.440
L9	1	1.200	1.200	1	1.440
M9	1	1.200	1.200	1	1.440
N9	1	1.200	1.200	1	1.440
O9	1	1.200	1.200	1	1.440
P9	1	1.200	1.200	1	1.440
Q9	1	1.200	1.200	1	1.440
R9	1	1.200	1.200	1	1.440
S9	1	1.200	1.200	1	1.440
T9	1	1.200	1.200	1	1.440
U9	1	1.200	1.200	1	1.440
V9	1	1.200	1.200	1	1.440
W9	1	1.200	1.200	1	1.440
X9	1	1.200	1.200	1	1.440
Y9	1	1.200	1.200	1	1.440
Z9	1	1.200	1.200	1	1.440
A10	1	1.200	1.200	1	1.440
B10	1	1.200	1.200	1	1.440
C10	1	1.200	1.200	1	1.440
D10	1	1.200	1.200	1	1.440
E10	1	1.200	1.200	1	1.440
F10	1	1.200	1.200	1	1.440
G10	1	1.200	1.200	1	1.440
H10	1	1.200	1.200	1	1.440
I10	1	1.200	1.200	1	1.440
J10	1	1.200	1.200	1	1.440
K10	1	1.200	1.200	1	1.440
L10	1	1.200	1.200	1	1.440
M10	1	1.200	1.200	1	1.440
N10	1	1.200	1.200	1	1.440
O10	1	1.200	1.200	1	1.440
P10	1	1.200	1.200	1	1.440
Q10	1	1.200	1.200	1	1.440
R10	1	1.200	1.200	1	1.440
S10	1	1.200	1.200	1	1.440
T10	1	1.200	1.200	1	1.440
U10	1	1.200	1.200	1	1.440
V10	1	1.200	1.200	1	1.440
W10	1	1.200	1.200	1	1.440
X10	1	1.200	1.200	1	1.440
Y10	1	1.200	1.200	1	1.440
Z10	1	1.200	1.200	1	1.440
A11	1	1.200	1.200	1	1.440
B11	1	1.200	1.200	1	1.440
C11	1	1.200	1.200	1	1.440
D11	1	1.200	1.200	1	1.440
E11	1	1.200	1.200	1	1.440
F11	1	1.200	1.200	1	1.440
G11	1	1.200	1.200	1	1.440
H11	1	1.200	1.200	1	1.440
I11	1	1.200	1.200	1	1.440
J11	1	1.200	1.200	1	1.440
K11	1	1.200	1.200	1	1.440
L11	1	1.200	1.200	1	1.440
M11	1	1.200	1.200	1	1.440
N11	1	1.200	1.200	1	1.440
O11	1	1.200	1.200	1	1.440
P11	1	1.200	1.200	1	1.440
Q11	1	1.200	1.200	1	1.440
R11	1	1.200	1.200	1	1.440
S11	1	1.200	1.200	1	1.440
T11	1	1.200	1.200	1	1.440
U11	1	1.200	1.200	1	1.440
V11	1	1.200	1.200	1	1.440
W11	1	1.200	1.200	1	1.440
X11	1	1.200	1.200	1	1.440
Y11	1	1.200	1.200	1	1.440
Z11	1	1.200	1.200	1	1.440
A12	1	1.200	1.200	1	1.440
B12	1	1.200	1.200	1	1.440
C12	1	1.200	1.200	1	1.440
D12	1	1.200	1.200	1	1.440
E12	1	1.200	1.200	1	1.440
F12	1	1.200	1.200	1	1.440
G12	1	1.200	1.200	1	1.440
H12	1	1.200	1.200	1	1.440
I12	1	1.200	1.200	1	1.440
J12	1	1.200	1.200	1	1.440
K12	1	1.200	1.200	1	1.440
L12	1	1.200	1.200	1	1.440
M12	1	1.200	1.200	1	1.440
N12	1	1.200	1.200	1	1.440
O12	1	1.200	1.200	1	1.440
P12	1	1.200	1.200	1	1.440
Q12	1	1.200	1.200	1	1.440
R12	1	1.200	1.200	1	1.440
S12	1	1.200	1.200	1	1.440
T12	1	1.200	1.200	1	1.440
U12	1	1.200	1.200	1	1.440
V12	1	1.200	1.200	1	1.440
W12	1	1.200	1.200	1	1.440
X12	1	1.200	1.200	1	1.440
Y12	1	1.200	1.200	1	1.440
Z12	1	1.200	1.200	1	1.440
A13	1	1.200	1.200	1	1.440
B13	1	1.200	1.200	1	1.440
C13	1	1.200	1.200	1	1.440
D13	1	1.200	1.200	1	1.440
E13	1	1.200	1.200	1	1.440
F13	1	1.200	1.200	1	1.440
G13	1	1.200	1.200	1	1.440
H13	1	1.200	1.200	1	1.440
I13	1	1.200	1.200	1	1.440
J13	1	1.200	1.200	1	1.440
K13	1	1.200	1.200	1	1.440
L13	1	1.200	1.200	1	1.440
M13	1	1.200	1.200	1	1.440
N13	1	1.200	1.200	1	1.440
O13	1	1.200	1.200	1	1.440
P13	1	1.200	1.200	1	1.440
Q13	1	1.200	1.200	1	1.440
R13	1	1.200	1.200	1	1.440
S13	1	1.200	1.200	1	1.440
T13	1	1.200	1.200	1	1.440
U13	1	1.200	1.200	1	1.440
V13	1	1.200	1.200	1	1.440
W13	1	1.200	1.200	1	1.440
X13	1	1.200	1.200	1	1.440
Y13	1	1.200	1.200	1	1.440
Z13	1	1.200	1.200	1	1.440
A14	1	1.200	1.200	1	1.440
B14	1	1.200	1.200	1	1.440
C14	1	1.200	1.200	1	1.440
D14	1	1.200	1.200	1	1.440
E14	1	1.200	1.200	1	1.440
F14	1	1.200	1.200	1	1.440
G14	1	1.200	1.200	1	1.440
H14	1	1.200	1.200	1	1.440
I14	1	1.200	1.200	1	1.440
J14	1	1.200	1.200	1	1.440
K14	1	1.200	1.200	1	1.440
L14	1	1.200	1.200	1	1.440
M14	1	1.200	1.200	1	1.440
N14	1	1.200	1.200	1	1.440
O14	1	1.200	1.200	1	1.440
P14	1	1.200	1.200	1	1.440
Q14	1	1.200	1.200	1	1.440
R14	1	1.200	1.200	1	1.440
S14	1	1.200	1.200	1	1.440
T14	1	1.200	1.200	1	1.440
U14	1	1.200	1.200	1	1.440
V14	1	1.200	1.200	1	1.440
W14	1	1.200	1.200	1	1.440
X14	1	1.200	1.200	1	1.440
Y14	1	1.200	1.200	1	1.440
Z14	1	1.200	1.200	1	1.440
A15	1	1.200	1.200	1	1.440
B15	1	1.200	1.200	1	1.440
C15	1	1.200	1.200	1	1.440
D15	1	1.200	1.200	1	1.440
E15	1	1.200	1.200	1	1.440
F15	1	1.200	1.200	1	1.440
G15	1	1.200	1.200	1	1.440
H15	1	1.200	1.200	1	1.440
I15	1	1.200	1.200	1	1.440
J15	1	1.200	1.200	1	1.440
K15	1	1.200	1.200	1	1.440
L15	1	1.200	1.200	1	1.440
M15	1	1.200	1.200	1	1.440
N15	1	1.200	1.200	1	1.440
O15	1	1.200	1.200	1	1.440
P15	1	1.200	1.200	1	1.440
Q15	1	1.200	1.200	1	1.440
R15	1	1.200	1.200	1	1.440
S15	1	1.200	1.200	1	1.440
T15	1	1.200	1.200	1	1.440
U15	1	1.200	1.200	1	1.440
V15	1	1.200	1.200	1	1.440
W15	1	1.200	1.200	1	1.440
X15	1	1.200	1.200	1	1.440
Y15	1	1.200	1.200	1	1.440
Z15	1	1.200	1.200

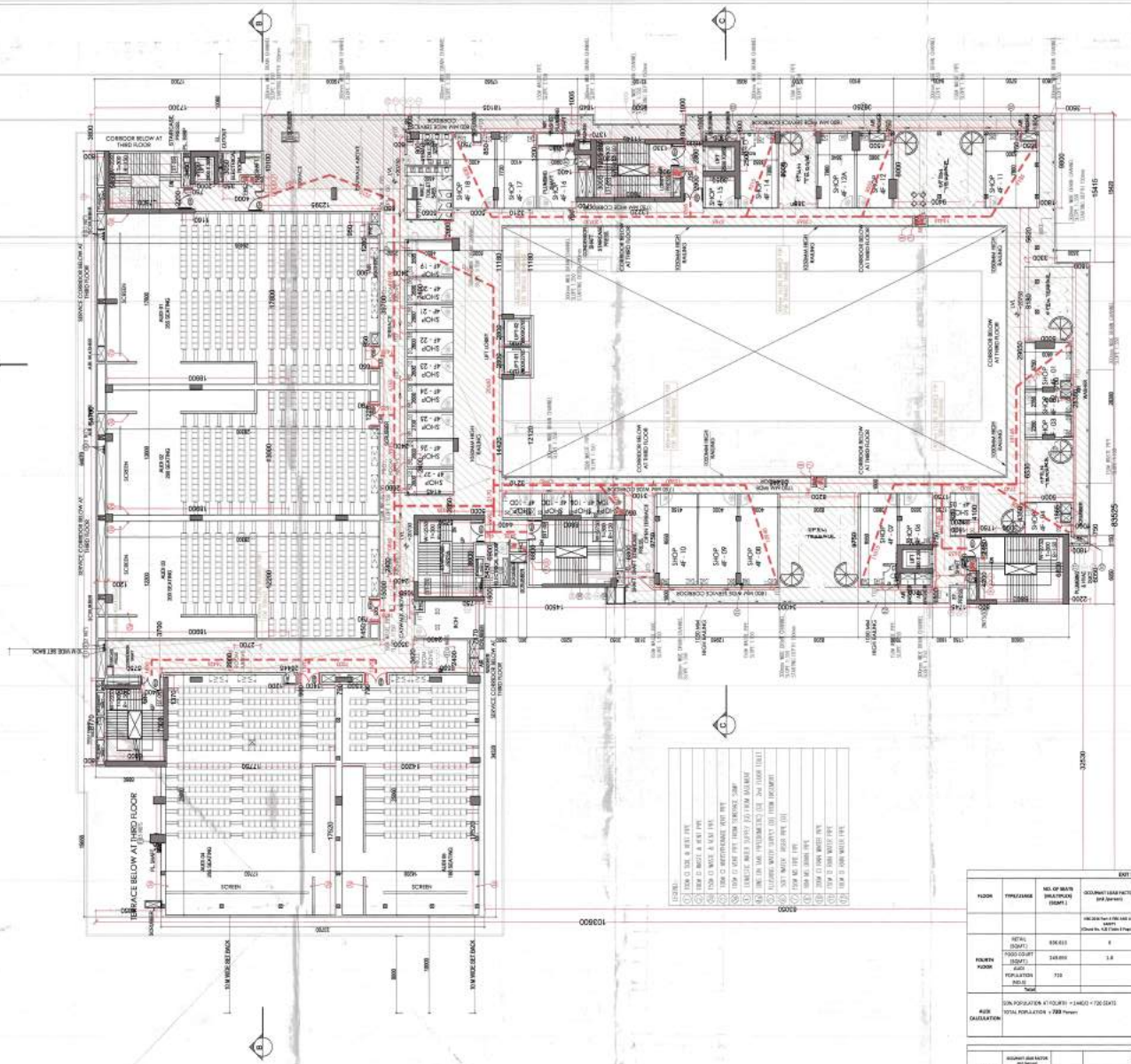

NOTES:

- ALL SHIFTS SHALL HAVE 100% POWER BACKUP.
- ALL ELECTRICAL INSTALLATIONS SHALL BE AS PER PROVISION OF NBC.
- FIRE-FIGHTING SAFETY PROVISIONS WILL BE AS PER RELEVANT NBC PROVISIONS.
- BASEMENT AREA SHALL BE MECHANICALLY VENTILATED AS PER RELEVANT CODE.
- ALL TOILETS ARE VENTILATED AS PER HARYANA BUILDING CODE.
- BUILDING HAS AUTOMATIC SPRINKLER SYSTEM WHEREVER REQUIRED BY NBC
- BUILDING WILL BE DESIGNED (STRUCTURES) AS PER RELEVANT CODE I.S. CODES FOR EARTHQUAKE RESISTANCE.
- ALL HIGH RISE BUILDINGS ARE INTERCONNECTED THROUGH CORRIDOR/BRIDGES.
- SOLAR PANEL OF REQUIRED CAPACITY SHALL BE PROVIDED ON ROOF TOP AS PER HAREDA / ZONING NORMS
- ONE EXTERNAL WALL TOWARDS BALCONY SIDE IN ANY ONE OF THE ROOMS IN RESIDENTIAL APARTMENT SHOULD BE IN 1 HR. FIRE RATED WITH PROVISION OF SPRINKLER ON INTERNAL SIDE OF THE SAME WALL.
- ALL HANDICAP RAMPS WITH RAILING

STAIRCASE NO	LOCATION	FLOORS	VERTICAL
ST-01	PART A	BASEMENT 2 TO TERRACE	LOWER GROUND
ST-02	PART A	LOWER GROUND TO TERRACE	LOWER GROUND
ST-03	PART A	BASEMENT 2 TO TERRACE	LOWER GROUND
ST-04	PART A	BASEMENT 2 TO TERRACE	LOWER GROUND
ST-05	PART A	BASEMENT 2 TO TERRACE	LOWER GROUND
ST-06	PART A	BASEMENT 2 TO TERRACE	LOWER GROUND
ST-07	PART B	BASEMENT TO TERRACE	LOWER GROUND
ST-08	PART B	BASEMENT TO TERRACE	LOWER GROUND

SCHEDULE OF OPENING (DOORS)

SNO	MARK	WIDTH (MM)	HEIGHT (MM)	CILL HEIGHT (MM)	QTY
1	D1	1200	2400	-	2
2	D2	1000	2400	-	2
3	D3	900	2400	-	2
4	D4	750	2400	-	2
5	D5	1500	2400	-	2
6	D6	2200	2400	-	2
7	D7	2100	2400	-	2
8	D8	2100	2400	-	2

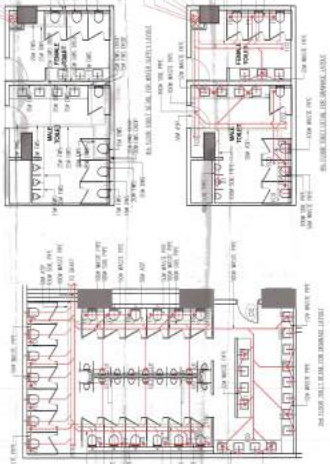

KEY PLAN

ORIENTATION



EXIT WIDTH CALCULATION OF STAIRCASES OF FOURTH FLOOR

FLOOR	TYPE/USAGE	NO. OF UNITS (MULTIPLEX) (SQMT.)	OCCUPANT LOAD FACTOR (m²/person)	OCCUPANCY	STAIRCASE WIDTH PER PERSON (MM)	STAIRCASE WIDTH REQUIRED (MM)	STAIRCASE WIDTH REQUIRED ACCOUNTING (MM)	NO'S & WIDTH OF STAIRCASES / EXITS PROVIDED (MM)	STAIRCASE WIDTH PROVIDED (MM)
			NBC 2016 Part 4 TABLE 145 (PG 1 SECTION 3 Part 4) (Clause No. 4.2.7 Table 4 Page 29)					2 NOS. OF 2700 MM WIDE STAIRCASE + NO. OF 2200 MM WIDE STAIRCASE	
FOURTH FLOOR	RETAIL (SQMT.)	936.610	6	156					14600
	FOOD COURT (SQMT.)	348.894	1.2	485				14600	
	AVG. POPULATION (NOS.)	710		720					
	Total			1356	60	2260	12640	14600	
RISK CALCULATION	50% POPULATION AT FOURTH = 1440/2 = 720 SEATS TOTAL POPULATION = 720 Persons								

TOILET CALCULATION-FOURTH FLOOR RETAIL & FOOD COURT

FOR (N+N+EXT)	OCCUPANT LOAD FACTOR (m²/person)		FEMALE/MALE POPULATION		FULLTIME/PART TIME POPULATION		TOTAL REQUIRED		TOTAL PROVIDED	
	NBC 2016 PART 4 TABLE 145 (PG 1 SECTION 3 PART 4) (Table 4 Page 29)		(50% OF TOTAL POPULATION) (TOTAL FOOD COURT = 348.894 SQ.M. + RETAIL = 936.610 SQ.M.)		(50% OF TOTAL POPULATION) (TOTAL FOOD COURT = 348.894 SQ.M. + RETAIL = 936.610 SQ.M.)					
RETAIL	6	156	37		37					
FOOD COURT	1.2	485	FEMALE (50%)	MALE (50%)	FEMALE (50%)	MALE (50%)	FEMALE	MALE	FEMALE	MALE
		2N	(1 WC FOR 25 to 50 PERS.) (1 URINAL FOR 1 to 100 PERS.) (1 WC FOR 25 PERS. + 1 URINAL FOR 100 PERS.) (1 WC FOR 25 PERS. + 1 URINAL FOR 100 PERS.)	(1 WC FOR 25 to 50 PERS.) (1 WC FOR 25 PERS. + 1 URINAL FOR 100 PERS.) (1 WC FOR 25 PERS. + 1 URINAL FOR 100 PERS.) (1 WC FOR 25 PERS. + 1 URINAL FOR 100 PERS.)	(1 WC FOR 25 to 50 PERS.) (1 WC FOR 25 PERS. + 1 URINAL FOR 100 PERS.) (1 WC FOR 25 PERS. + 1 URINAL FOR 100 PERS.) (1 WC FOR 25 PERS. + 1 URINAL FOR 100 PERS.)	(1 WC FOR 25 to 50 PERS.) (1 WC FOR 25 PERS. + 1 URINAL FOR 100 PERS.) (1 WC FOR 25 PERS. + 1 URINAL FOR 100 PERS.) (1 WC FOR 25 PERS. + 1 URINAL FOR 100 PERS.)				
	NO. OF PERSON		18	4	148	62				
	WC		1	1	1	1	3	2	3	2
	URINAL		1	1	1	1		4		4
	WASH BASIN		1	1	1	1	3	3	3	3

PRINCIPAL ARCHITECT:

ARCOP ASSOCIATES PVT. LTD. A-15 , Pamposh Enclave, Greater Kailash-I , New Delhi-110048

ARCOP

MEP CONSULTANTS

ENVIZIONS BUILDING SERVICES CONSULTANTS
A-34 (Basement), Shivalik,
New Delhi - 110017
Ph : 011 - 41765584
E-mail : envizionsconsultants@gmail.com

PROJECT:- MPH-SCO Building Plans of

COMBINED INTEGRATED COMMERCIAL COLONY (UNDER LEFT OVER POCKET POLICY) MEASURING 3.35 ACRES (LICENCE NO. 32 OF 2020 DATED 31/10/2020 & LICENCE NO. 29 OF 2021 DATED 18/06/2021) FALLING IN THE VILLAGE ADAMPUR, SUB TEHSIL WAZIRABAD, SECTOR-93 DISTRICT GURUGRAM, MANESAR URBAN COMPLEX BEING DEVELOPED BY-PYRAMID CITY PROJECTS LLP & OTHERS IN COLLABORATION WITH ELAN LIMITED.

This is a "PROVISIONAL BUILDING PLAN" approved only for the purpose of inviting objections from the general public

Rishi Kumar Bansal
ADHQ

P.A.

A.I.R.

DDF (HQ)
Manoj Sharma
DTP(HQ)

Checked and Verified by Pankaj Gupta
Assistant Town Planner (HQ)
Town & Country Planning Department, Haryana
Chandigarh

Checked and Verified by Ashish Kumar
Sr. Town Planner (HQ)
Town & Country Planning Department, Haryana
Chandigarh

Checked and Verified by Ashish Kumar
Sr. Town Planner (HQ)
Town & Country Planning Department, Haryana
Chandigarh

For ELAN LIMITED
Authorised Signatory

Pankaj Sanjay Agarwal
Director
DIN: 00120861

OWNER/AUTH. SIGNATURE

ARCHITECT'S SIGNATURE

DRAWING TITLE

BLOCK-A
FOURTH FLOOR PLAN

DRAWING NO. A-09

SCALE :- 1:150

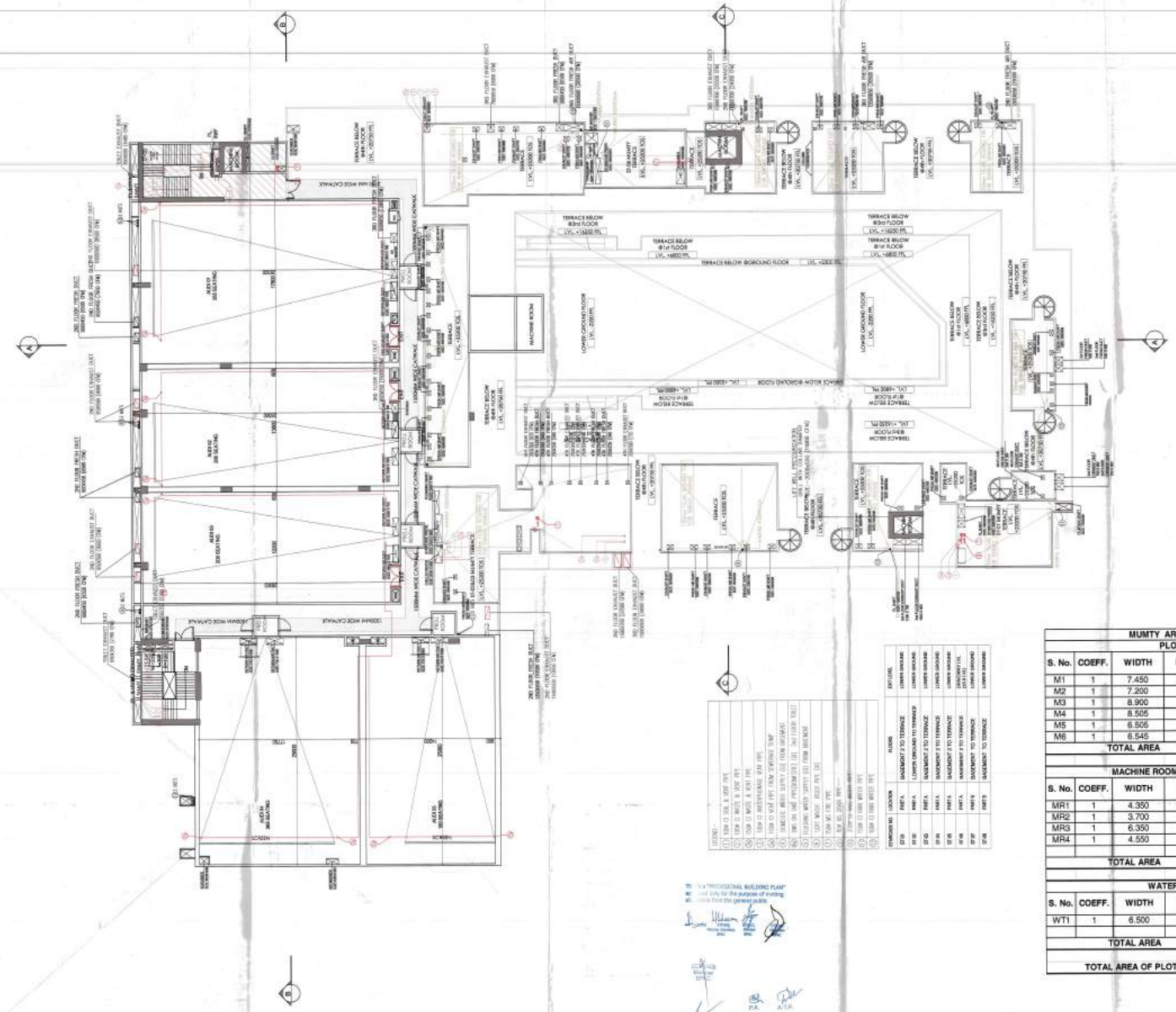

NOTES:

- ALL SHIFTS SHALL HAVE 100% POWER BACKUP.
- ALL ELECTRICAL INSTALLATIONS SHALL BE AS PER PROVISION OF NBC.
- FIRE-FIGHTING SAFETY PROVISIONS WILL BE AS PER RELEVANT NBC PROVISIONS.
- BASEMENT AREA SHALL BE MECHANICALLY VENTILATED AS PER RELEVANT CODE.
- ALL TOILETS ARE VENTILATED AS PER HARYANA BUILDING CODE.
- BUILDING HAS AUTOMATIC SPRINKLER SYSTEM WHEREVER REQUIRED BY NBC
- BUILDING WILL BE DESIGNED (STRUCTURES) AS PER RELEVANT CODE I.S. CODES FOR EARTHQUAKE RESISTANCE.
- ALL HIGH RISE BUILDINGS ARE INTERCONNECTED THROUGH CORRIDOR/BRIDGES.
- SOLAR PANEL OF REQUIRED CAPACITY SHALL BE PROVIDED ON ROOF TOP AS PER HAREDA / ZONING NORMS.
- ONE EXTERNAL WALL TOWARDS BALCONY SIDE IN ANY ONE OF THE ROOMS IN RESIDENTIAL APARTMENT SHOULD BE IN 1 HR. FIRE RATED WITH PROVISION OF SPRINKLER ON INTERNAL SIDE OF THE SAME WALL.
- ALL HANDICAP RAMPS WITH RAILING

MUMTY AREA DETAIL					
PLOT 1					
S. No.	COEFF.	WIDTH	LENGTH	NOS.	AREA IN SQMT
M1	1	7.450	10.600	1	78.970
M2	1	7.200	10.250	1	73.800
M3	1	8.900	6.200	1	55.180
M4	1	8.505	6.550	1	55.708
M5	1	6.505	9.150	1	59.521
M6	1	6.545	9.330	1	61.065
TOTAL AREA				=	384.243

MACHINE ROOM AREA DETAIL					
S. No.	COEFF.	WIDTH	LENGTH	NOS.	AREA IN SQMT
MR1	1	4.350	7.500	1	32.625
MR2	1	3.700	6.250	1	23.125
MR3	1	6.350	8.355	1	53.054
MR4	1	4.550	5.000	1	22.750
TOTAL AREA				=	131.554

WATER TANK					
S. No.	COEFF.	WIDTH	LENGTH	NOS.	AREA IN SQMT
WT1	1	6.500	6.180	2	80.340
TOTAL AREA				=	80.340
TOTAL AREA OF PLOT 1				=	596.138

KEY PLAN

ORIENTATION

PRINCIPAL ARCHITECT:

ARCOP ASSOCIATES PVT. LTD. A-15 , Pamposh Enclave, Greater Kailash-I , New Delhi-110048

ARCOP

MEP CONSULTANTS

ENVIRONS BUILDING SERVICES CONSULTANTS
A-14 (Basement), Shivalik,
New Delhi - 110017
Ph : 011 - 41765664
E-mail : environsconsultants@gmail.com

PROJECT:- APPROVED BUILDING PLANS OF

COMBINED INTEGRATED COMMERCIAL COLONY (UNDER LEFT OVER POCKET POLICY) MEASURING 3.35 ACRES (LICENCE NO. 32 OF 2020 DATED 31/05/2020 & LICENCE NO. 29 OF 2021 DATED 18/06/2021) FALLING IN THE VILLAGE ADAMPUR, SUB TEHSIL WAZIRABAD, SECTOR-80 DISTRICT GURUGRAM, MANESAR URBAN COMPLEX BEING DEVELOPED BY-PYRAMID CITY PROJECTS LLP & OTHERS IN COLLABORATION WITH ELAN LIMITED.

For Elan LIMITED

OWNER/AUTH. SIGNATURE | ARCHITECT'S SIGNATURE

DRAWING TITLE

BLOCK- A
TERRACE FLOOR PLAN

DRAWING NO. A-10 | SCALE :- 1:100

NOTES:

- ALL SHAFTS SHALL HAVE 100% POWER BACKUP.
- ALL ELECTRICAL INSTALLATIONS SHALL BE AS PER PROVISION OF NBC.
- FIRE-FIGHTING SAFETY PROVISIONS SHALL BE AS PER RELEVANT NBC PROVISIONS.
- BASEMENT AREA SHALL BE MECHANICALLY VENTILATED AS PER RELEVANT CODE.
- ALL TOILETS ARE VENTILATED AS PER NBC PROVISIONS.
- BUILDING HAS AUTOMATIC SPRINKLER SYSTEM WHENEVER REQUIRED BY NBC.
- BUILDING SHALL BE DESIGNED (STRUCTURES) AS PER RELEVANT CODE I.S. CODES FOR EARTHQUAKE RESISTANCE.
- ALL HIGH RISE BUILDINGS ARE INTERCONNECTED THROUGH FIBER OPTIC CABLE.
- SOLAR PANEL OF REQUIRED CAPACITY SHALL BE PROVIDED ON ROOF TOP AS PER EMESA / ZONING NORMS.
- OPEN TERRACE / TERRACE / BALCONY SIDE IN ANY ONE OF THE ROOMS IN RESIDENTIAL APARTMENT HOUSES IS ALLOWED TO BE FITTED WITH PROVISION OF SPRINKLER ON INTERNAL SIDE OF THE SAME WALL.
- ALL HANDICAP RAMPS WITH RAILING

KEY PLAN

PRINCIPAL ARCHITECT:

ARCOP ASSOCIATES PVT. LTD. A-11, Ist Floor, Greater Kailash-1, New Delhi-110048

ARCOP

MEP CONSULTANTS

ENVIRONS BUILDING SERVICES (CONSULTANTS), Shivdik, A-14 (Basement), New Delhi - 110017 Ph. No. 011-41 41 3 3 3 E-mail : environsconsultants@gmail.com

REQUEST:- REVISED BUILDING PLAN OF

COMBINED INTEGRATED COMMERCIAL COLONY UNDER LEFT OVER POCKET RO-(07) MEMBERING 3.74 ACRES (GROSS) SITUATED AT VILLAGE SIDHRAWALI & LICENCE NO. 38 OF 2021 DATED 28/05/2021 & LICENCE NO. 39 OF 2021 DATED 18/06/2021 FALLING IN THE VILLAGE AQAMPUR, SECTOR-99, TEHSIL & DISTRICT GURUGRAM, GURUGRAM, MANESAR URBAN COMPLEX BEING DEVELOPED BY AYANAND CITY PROJECTS LLP & OTHERS @ COLLABORATION WITH CLAN LIMITED.

This is a "PROVISIONAL BUILDING PLAN" approval only for the purpose of filing objections from the general public.

OWNER/ARCHITECT'S SIGNATURE

DRAWING TITLE

BLOCK-A
ROOF FLOOR PLAN

DRAWING NO. A-11 SCALE:- 1:150

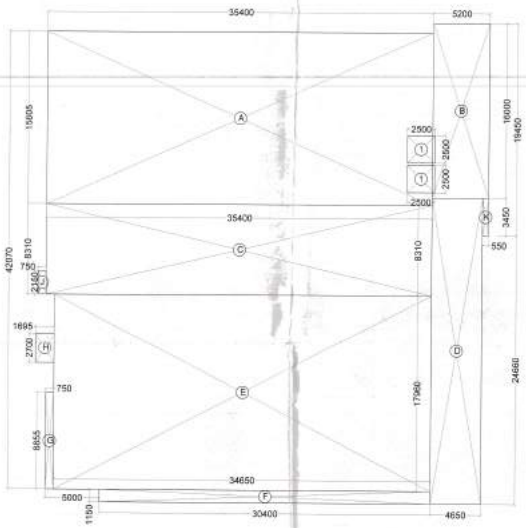

BLOCK B BASEMENT 1 AREA DIAGRAM

STAIRCASE NO.	LOCATION	FLOORS	EXIT LEVEL
ST-01	BLOCK A	BASEMENT 2 TO TERRACE	LOWER GROUND
ST-02	BLOCK A	LOWER GROUND TO TERRACE	LOWER GROUND
ST-03	BLOCK A	BASEMENT 2 TO TERRACE	LOWER GROUND
ST-04	BLOCK A	BASEMENT 2 TO TERRACE	LOWER GROUND
ST-05	BLOCK A	BASEMENT 2 TO TERRACE	LOWER GROUND
ST-06	BLOCK A	BASEMENT 2 TO TERRACE	DRIVEWAY LVL. (60.0 LVL)
ST-07	BLOCK B	BASEMENT TO TERRACE	LOWER GROUND
ST-08	BLOCK B	BASEMENT TO TERRACE	LOWER GROUND

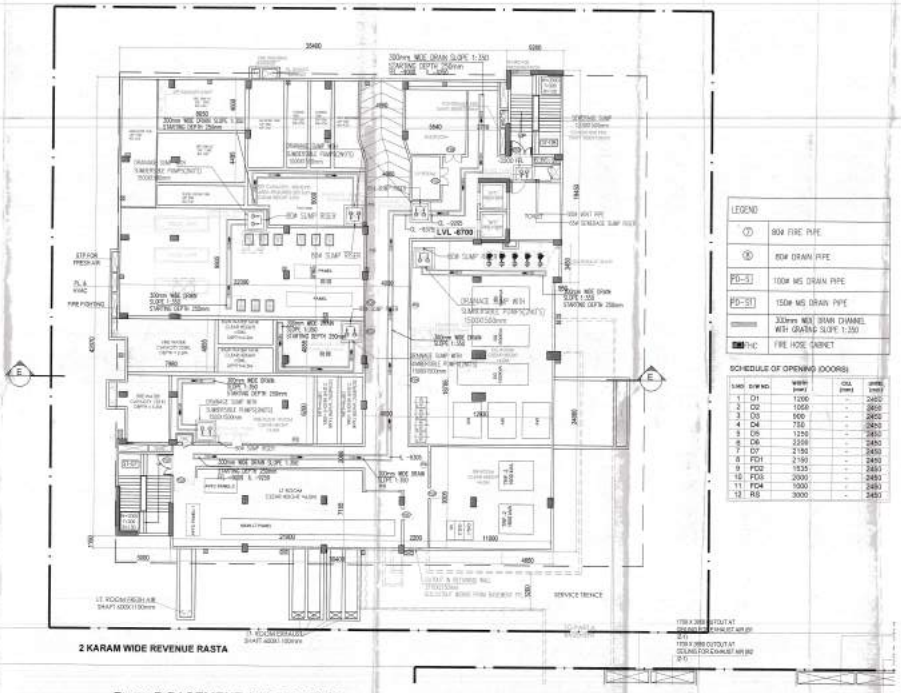

BLOCK B BASEMENT 1 FLOOR PLAN

REFER BLOCK A BASEMENT 1 FLOOR PLAN FOR CONTINUITY

LEGEND	
Ⓣ	90Ø FIRE PIPE
Ⓓ	80Ø DRAIN PIPE
PD-S1	100Ø MS DRAIN PIPE
PD-ST	150Ø MS DRAIN PIPE
	300mm WIDE DRAIN CHANNEL WITH GRATING SLOPE 1:250
FHC	FIRE HOSE CABINET

SCHEDULE OF OPENING (DOORS)

S.NO	D/W NO.	WIDTH (mm)	COL (mm)	HEIGHT (mm)
1	D1	1200	-	2450
2	D2	1050	-	2450
3	D3	900	-	2450
4	D4	750	-	2450
5	D5	1250	-	2450
6	D6	2200	-	2450
7	D7	2150	-	2450
8	FD1	2150	-	2450
9	FD2	1535	-	2450
10	FD3	2000	-	2450
11	FD4	1000	-	2450
12	RS	3000	-	2450

NOTES

- ALL SHIFTS SHALL HAVE 100% POWER BACKUP.
- ALL ELECTRICAL INSTALLATIONS SHALL BE AS PER PROVISION OF NBC.
- FIRE-FIGHTING SAFETY PROVISIONS WILL BE AS PER RELEVANT NBC PROVISIONS
- BASEMENT AREA SHALL BE MECHANICALLY VENTILATED AS PER RELEVANT CODE.
- ALL TOILETS ARE VENTILATED AS PER HARYANA BUILDING CODE.
- BUILDING HAS AUTOMATIC SPRINKLER SYSTEM WHEREVER REQUIRED BY NBC
- BUILDING WILL BE DESIGNED (STRUCTURES) AS PER RELEVANT CODE I.S. CODES FOR EARTHQUAKE RESISTANCE.
- ALL HIGH RISE BUILDINGS ARE INTERCONNECTED THROUGH CORRIDOR/BRIDGES.
- SOLAR PANEL OF REQUIRED CAPACITY SHALL BE PROVIDED ON ROOF TOP AS PER HAREDA / ZONING NORMS.
- ONE EXTERNAL WALL TOWARDS BALCONY SIDE IN ANY ONE OF THE ROOMS IN RESIDENTIAL APARTMENT SHOULD BE IN 1 HR. FIRE RATED WITH PROVISION OF SPRINKLER ON INTERNAL SIDE OF THE SAME WALL.
- ALL HANDICAP RAMPS WITH RAILING

BASEMENT AREA CALCULATION

BLOCK B

ADDITION

ITEM	COEFF.	WIDTH	LENGHT	NOS.	AREA IN SQMT	
A	1	35.400	15.805	1	559.497	
B	1	5.200	16.000	1	83.200	
C	1	35.400	8.310	1	294.174	
D	1	4.650	28.110	1	130.712	
E	1	34.650	17.960	1	622.314	
F	1	30.400	1.150	1	34.960	
G	1	0.750	8.855	1	6.641	
H	1	1.695	2.700	1	4.577	
J	1	0.750	2.150	1	1.613	
K	1	0.550	3.450	1	1.898	
TOTAL				=	1739.584	Y

DEDUCTIONS

ITEM	COEFF.	WIDTH	LENGHT	NOS.	AREA IN SQMT	
1	1	2.500	2.500	2	12.500	
TOTAL				=	12.500	Z
BASEMENT AREA (BLOCK B) = (Y-Z)				=	1727.084	

This is a "PROVISIONAL BUILDING PLAN" approved only for the purpose of inviting objections from the general public

Checked and found ok for Public Health Referral (Service only subject to concurrence of Referring agency) Dt. 02.09.22

Additional Chief Engineer-cum-Member HSVP, Panchkula

Executive Engineer HSVP, Rohtak

KEY PLAN

PRINCIPAL ARCHITECT:

ARCOP ASSOCIATES PVT. LTD. A-15, Pamposh Enclave, Greater Kailash-I, New Delhi-110048

ARCOP

MEP CONSULTANTS

ENVIRONS BUILDING SERVICES CONSULTANTS
A-14 (Basement), Shivalik,
New Delhi - 110017
Ph : 011 - 41763084
E-mail : environsconsultants@gmail.com

PROJECT:- REVISED BUILDING PLANS OF

COMBINED INTEGRATED COMMERCIAL COLONY (UNDER LEFT OVER POCKET POLICY) MEASURING 3.35 ACRES (LICENCE NO. 32 OF 2020 DATED 31/10/2020 & LICENCE NO. 29 OF 2021 DATED 19/06/2021) FALLING IN THE VILLAGE ADAMPUR, SUB TEHSIL WAZIRABAD, SECTOR-90 DISTRICT GURUGRAM, MANESAR URBAN COMPLEX BEING DEVELOPED BY-PYRAMID CITY PROJECTS LLP & OTHERS IN COLLABORATION WITH ELAN LIMITED.

FOR ELAN LIMITED

OWNER/AUTH. SIGNATURE | ARCHITECT'S SIGNATURE

DRAWING TITLE

BLOCK B
BASEMENT FLOOR PLAN and BASEMENT AREA DIAGRAM

DRAWING NO. A-12 | SCALE :- 1:150

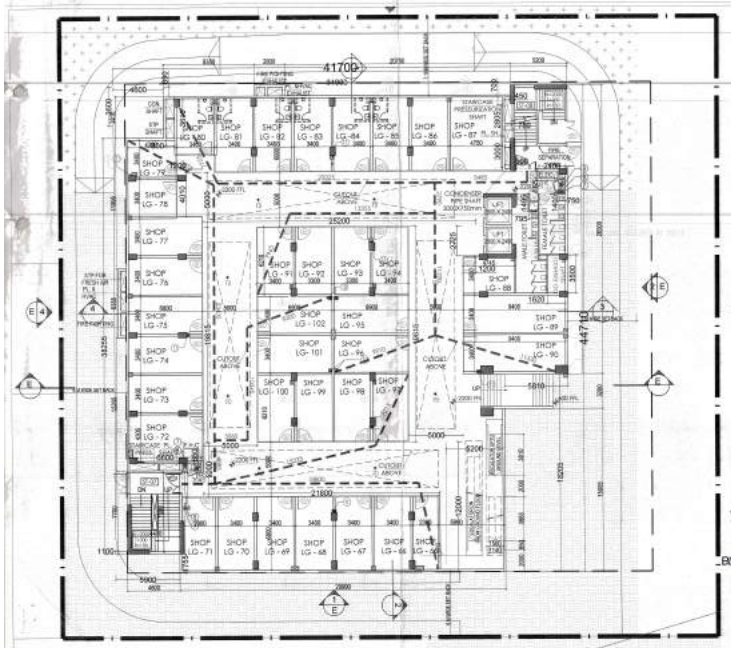

BLOCK-B LOWER GROUND FLOOR PLAN

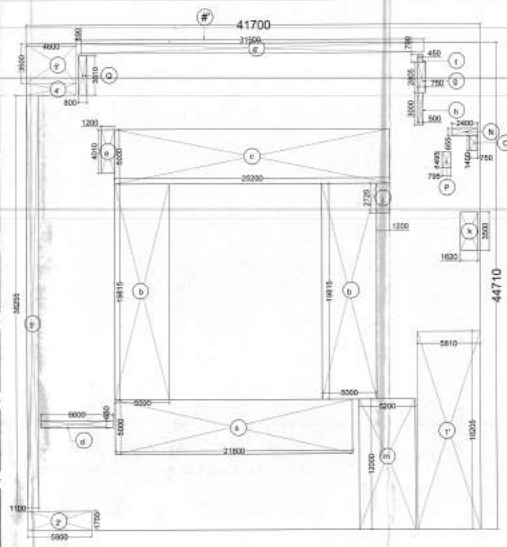

BLOCK-B LOWER GROUND FLOOR PLAN AREA DIAGRAM

LOWER GROUND FLOOR FAR AREA CALCULATION						
BLOCK B						
ITEM	COEFF.	WIDTH	LENGHT	NOS.	AREA IN SQMT	
#	1	41.7	44.768	1	1864.3258	X
SUBTRACTION						
ITEM	COEFF.	WIDTH	LENGHT	NOS.	AREA IN SQMT	
1'	1	5.910	18.267	1	105.783	
2'	1	5.960	1.753	1	10.343	
3'	1	1.100	38.266	1	42.391	
4'	1	4.660	1.100	1	5.126	
5'	1	4.660	3.800	1	16.868	
6'	1	31.800	0.890	1	28.391	
TOTAL				=	208.217	Y
INTERNAL AREA DEDUCTIONS						
ITEM	COEFF.	WIDTH	LENGHT	NOS.	AREA IN SQMT	
a	1	21.800	5.000	1	108.010	
b	1	5.000	19.815	2	198.150	
c	1	25.200	5.000	1	126.000	
d	1	6.600	0.650	1	4.290	
e	1	1.200	4.008	1	4.810	
f	1	0.450	0.700	1	0.315	
g	1	0.750	2.803	1	2.102	
h	1	0.500	3.000	1	1.500	
i	1	1.200	2.727	1	3.272	
k	1	1.620	3.500	1	5.670	
m	1	5.200	12.500	1	62.400	
n	1	2.400	0.655	1	1.572	
o	1	0.750	1.400	1	1.050	
p	1	0.795	1.485	1	1.180	
q	1	0.600	3.610	1	2.166	
TOTAL				=	524.218	Z
LOWER GROUND FLOOR FAR (BLOCK B) = X-(Y+Z)				=	1131.909	

EXIT WIDTH CALCULATION OF STAIRCASES OF LOWER GROUND FLOOR									
FLOOR	TYPE / USAGE		OCCUPANT LOAD FACTOR (m2 /person)	OCCUPANCY	STAIRCASE WIDTH PROVIDED (MM)	STAIRCASE WIDTH REQUIRED (M/NO.OF STAIRS) (MM)	STAIRCASE WIDTH REQUIRED ACCESS/EXIT/CORRI.	NO'S & WIDTH OF STAIRCASES / EXITS PROVIDED (MM)	UNIT WIDTH PROVIDED (MM)
			NBC 2016 Part 4 (NBC 2016 Part 4 SAFETY Clause No. 4.2.2 Table 2 Page 58)					3000+3000=6000	
LOWER GROUND	RETAIL SHOP (	110.995	3	37				7200	7200
	Total	110.995		37	37	3000	6000	7200	

TOILET CALCULATION LOWER GROUND FLOOR													
USE BREAKUP	OCCUPANT LOAD FACTOR (m2 /person)	TOTAL OCCUPANTS	MINIMUM REQUIRED				PROVIDED				TOTAL REQUIRED		TOTAL PROVIDED	
	NBC 2016 Part 4 (NBC 2016 Part 4 SAFETY Clause No. 4.2.2 Table 2 Page 58)		GENERAL TOILET REQUIRED (SECTION 3 - PARA NO. 3A)			GENERAL TOILET PROVIDED (SECTION 3 - PARA NO. 3A)								
	A		MALE (M)	FEMALE (F)		MALE (M)	FEMALE (F)				MALE	FEMALE	MALE	FEMALE
BASIC			1 WC & 1 WB FOR EVERY 25 OCCUPANTS FOR MALE & 1 WC FOR EVERY 25 OCCUPANTS FOR FEMALE (SEE ALSO NOTE 2 & 3 BELOW)			1 WC & 1 WB FOR EVERY 25 OCCUPANTS FOR MALE & 1 WC FOR EVERY 25 OCCUPANTS FOR FEMALE (SEE ALSO NOTE 2 & 3 BELOW)								
	NO. OF PERSON		37			37					1	1	1	1
	NO. OF WC (BASIC REQUIRED)		1			1					1	1	1	1
	NO. OF WB		1			1					1	1	1	1

SCHEDULE OF OPENING (DOORS)				
S.NO	SYM NO.	WIDTH (mm)	CILL (mm)	LINTEL (mm)
1	D1	1200	-	2450
2	D2	1050	-	2450
3	D3	900	-	2450
4	D4	750	-	2450
5	D5	1250	-	2450
6	FD6	2200	-	2450
7	D7	2150	-	2450
7	FD1	2150	-	2450

STAIRCASE NO.	LOCATION	FLOORS	EXIT LEVEL
ST-01	BLOCK	BASEMENT 2 TO TERRACE	LOWER GROUND
ST-02	BLOCK	LOWER GROUND TO TERRACE	LOWER GROUND
ST-03	BLOCK	BASEMENT 2 TO TERRACE	LOWER GROUND
ST-04	BLOCK	BASEMENT 2 TO TERRACE	LOWER GROUND
ST-05	BLOCK	BASEMENT 2 TO TERRACE	LOWER GROUND
ST-06	BLOCK	BASEMENT 2 TO TERRACE	LOWER GROUND
ST-07	BLOCK	BASEMENT TO TERRACE	LOWER GROUND
ST-08	BLOCK	BASEMENT TO TERRACE	LOWER GROUND

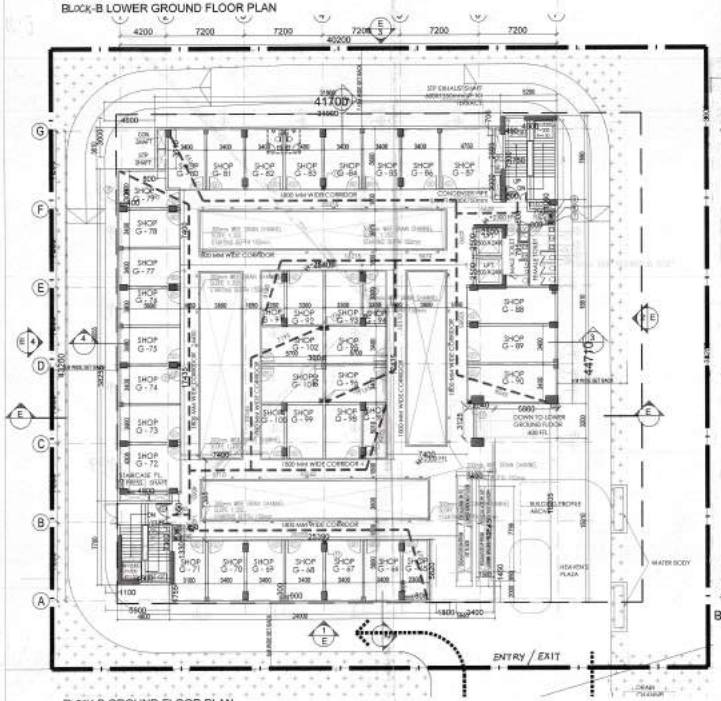

BLOCK-B GROUND FLOOR PLAN

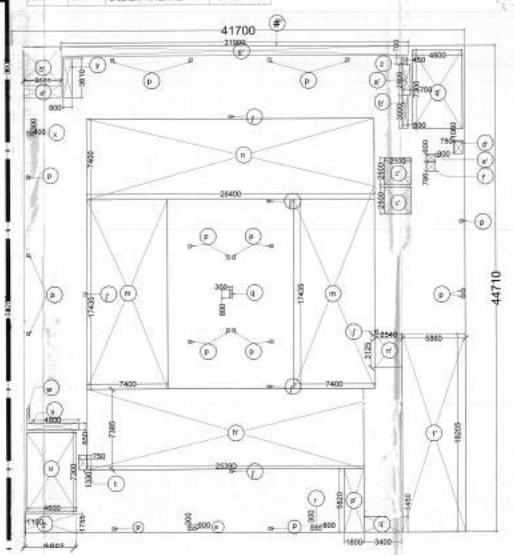

BLOCK-B GROUND FLOOR PLAN AREA DIAGRAM

GROUND FLOOR FAR AREA CALCULATION						
BLOCK B						
ITEM	COEFF.	WIDTH	LENGHT	NOS.	AREA IN SQMT	
#	1	40.6	44.768	1	1815.4448	X
SUBTRACTION						
ITEM	COEFF.	WIDTH	LENGHT	NOS.	AREA IN SQMT	
1'	1	5.910	18.267	1	107.993	
2'	1	4.860	1.753	1	8.518	
3'	1	5.500	1.100	1	6.050	
4'	1	5.500	3.800	1	20.900	
5'	1	31.800	0.890	1	28.301	
TOTAL				=	171.762	Y
INTERNAL AREA DEDUCTIONS						
ITEM	COEFF.	WIDTH	LENGHT	NOS.	AREA IN SQMT	
m	1	7.400	17.434	2	258.023	
n	1	28.401	7.400	1	210.167	
o	1	0.300	0.300	20	1.800	
q	1	0.300	0.800	1	0.240	
r	1	0.800	0.300	1	0.240	
s	1	0.600	0.300	1	0.180	
t	1	0.750	1.332	1	0.999	
u	1	4.600	7.300	2	33.580	
v	1	0.400	0.800	1	0.320	
w	1	0.300	0.800	1	0.240	
x	1	0.400	0.300	1	0.120	
y	1	0.800	3.808	1	3.046	
z	1	0.450	0.700	1	0.315	
a'	1	0.750	2.803	1	2.102	
b'	1	0.300	3.000	1	0.900	
c'	1	2.400	2.606	2	12.509	
d'	1	0.750	1.066	1	0.799	
e'	1	0.800	0.800	1	0.640	
f'	1	0.800	0.787	1	0.630	
g'	1	4.800	7.500	1	33.348	
h'	1	25.290	7.383	1	187.494	
j'	1	0.3	0.22	1	0.066	
n'	1	2.540	3.125	1	7.938	
p'	1	1.800	5.600	1	10.476	
q'	1	3.400	1.430	1	4.860	
TOTAL				=	751.401	Z
GROUND FLOOR FAR (BLOCK B) = X-(Y+Z)				=	842.3.76	

EXIT WIDTH CALCULATION OF STAIRCASES OF GROUND FLOOR									
FLOOR	TYPE / USAGE		OCCUPANT LOAD FACTOR (m2 /person)	OCCUPANCY	STAIRCASE WIDTH PROVIDED (MM)	STAIRCASE WIDTH REQUIRED (M/NO.OF STAIRS) (MM)	STAIRCASE WIDTH REQUIRED ACCESS/EXIT/CORRI. (MM)	NO'S & WIDTH OF STAIRCASES / EXITS PROVIDED (MM)	STAIRCASE WIDTH PROVIDED (MM)
			NBC 2016 Part 4 (NBC 2016 Part 4 SAFETY Clause No. 4.2.2 Table 2 Page 58)						
GROUND FLOOR	RETAIL SHOP (	833.437	5	167				4000	4000
	Total	833.437		167	13	1800	3600	4000	

TOILET CALCULATION GROUND FLOOR														
USE BREAKUP	OCCUPANT LOAD FACTOR (m2 /person)	TOTAL OCCUPANTS	MINIMUM REQUIRED				PROVIDED				TOTAL REQUIRED		TOTAL PROVIDED	
	NBC 2016 Part 4 (NBC 2016 Part 4 SAFETY Clause No. 4.2.2 Table 2 Page 58)		GENERAL TOILET REQUIRED (SECTION 3 - PARA NO. 3A)			GENERAL TOILET PROVIDED (SECTION 3 - PARA NO. 3A)								
	A	167	MALE (M)	FEMALE (F)		MALE (M)	FEMALE (F)				MALE	FEMALE	MALE	FEMALE
BASIC			1 WC & 1 WB FOR EVERY 25 OCCUPANTS FOR MALE & 1 WC FOR EVERY 25 OCCUPANTS FOR FEMALE (SEE ALSO NOTE 2 & 3 BELOW)			1 WC & 1 WB FOR EVERY 25 OCCUPANTS FOR MALE & 1 WC FOR EVERY 25 OCCUPANTS FOR FEMALE (SEE ALSO NOTE 2 & 3 BELOW)								
	NO. OF PERSON		167			167					7	7	7	7
	NO. OF WC (BASIC REQUIRED)		7			7					7	7	7	7
	NO. OF WB		7			7					7	7	7	7

NOTES:

- ALL SHIFTS SHALL HAVE 100% POWER BACKUP
- ALL ELECTRICAL INSTALLATIONS SHALL BE AS PER PROVISION OF NBC.
- FIRE-FIGHTING SAFETY PROVISIONS WILL BE AS PER RELEVANT NBC PROVISIONS.
- BASEMENT AREA SHALL BE MECHANICALLY VENTILATED AS PER RELEVANT CODE
- ALL TOILETS ARE VENTILATED AS PER HARYANA BUILDING CODE
- BUILDING HAS AUTOMATIC SPRINKLER SYSTEM WHEREVER REQUIRED BY NBC
- BUILDING WILL BE DESIGNED (STRUCTURED) AS PER RELEVANT CODE I.S. CODES FOR EARTHQUAKE RESISTANCE.
- ALL HIGH RISE BUILDINGS ARE INTERCONNECTED THROUGH CORRIDOR/BRIDGES.
- SOLAR PANEL OF REQUIRED CAPACITY SHALL BE PROVIDED ON ROOF TOP AS PER HAREDA / ZONING NORMS
- ONE EXTERNAL WALL TOWARDS BALCONY SIDE IN ANY ONE OF THE ROOMS IN RESIDENTIAL APARTMENT SHOULD BE IN 1 HR. FIRE RATED WITH PROVISION OF SPRINKLER ON INTERNAL SIDE OF THE SAME WALL.
- ALL HANDICAP RAMPS WITH RAILING

KEY PLAN

ORIENTATION

PRINCIPAL ARCHITECT:

ARCOP ASSOCIATES PVT. LTD. A-15 , Pamposh Enclave, Greater Kailash-I , New Delhi-110048

ARCOP

MEP CONSULTANTS

ENVIRONS BUILDING SERVICES CONSULTANTS
A-14 (Basement), Shivalik,
New Delhi - 110017
Ph : 011 - 41765684
E-mail : environsconsultants@gmail.com

PROJECT:- REVISED BUILDING PLANS OF

COMBINED INTEGRATED COMMERCIAL COLONY (UNDER LEFT OVER POCKET POLICY) MEASURING 3.38 ACRES (LICENCE NO. 32 OF 2020 DATED 31/10/2020 & LICENCE NO. 29 OF 2021 DATED 18/06/2021) FALLING IN THE VILLAGE ADAMPUR, SUB TEHSIL WAZIRABAD, SECTOR-89 DISTRICT GURUGRAM, MANESAR URBAN COMPLEX BEING DEVELOPED BY-PYRAMID CITY PROJECTS LLP & OTHERS IN COLLABORATION WITH ELAN LIMITED.

This is a "PROVISIONAL BUILDING PLAN" approved only for the purpose of inviting objections from the general public.

Ram Kumar Bansal
AD(HQ)

Checked and found to be Public Health, Sewerage Service only and not in connection to Building Bye-laws, HSVP, Panchkula.
Executive Engineer (HQ)
HSVP, Panchkula

For ELAN LIMITED
Authorised Signatory

Fateh Singh Kalsi
Director Architecture
Registration No. CA/90/3867

OWNER/AUTH. SIGNATURE

ARCHITECT'S SIGNATURE

DRAWING TITLE

BLOCK-B
LOWER GROUND and GROUND FLOOR PLAN

DRAWING NO. A-13

SCALE - 1:100

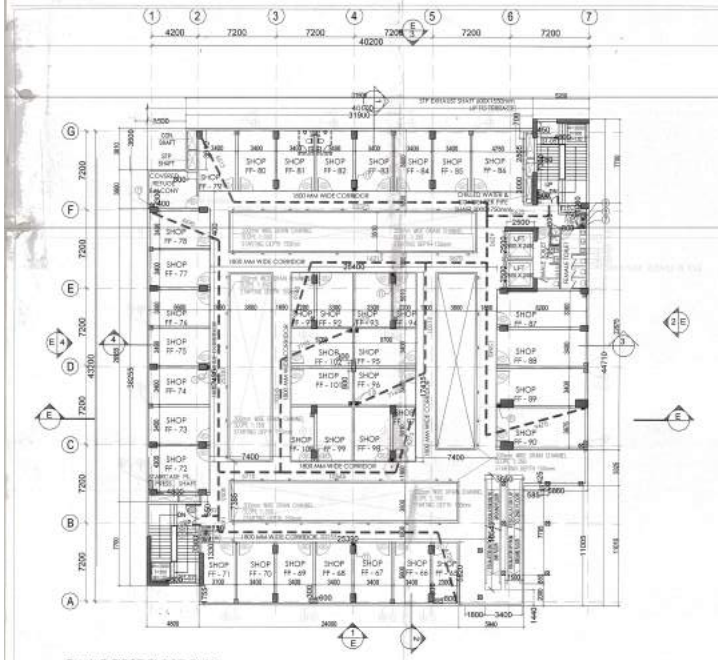

BLOCK-B FIRST FLOOR PLAN

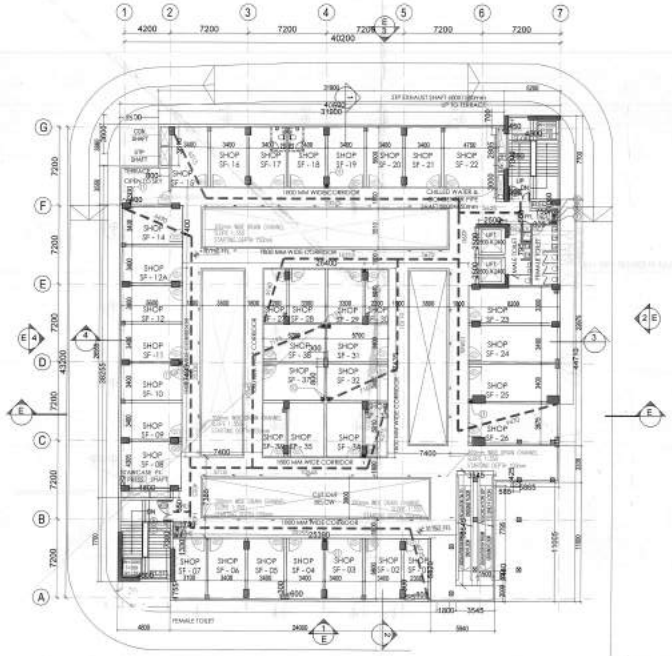

BLOCK-B SECOND FLOOR PLAN

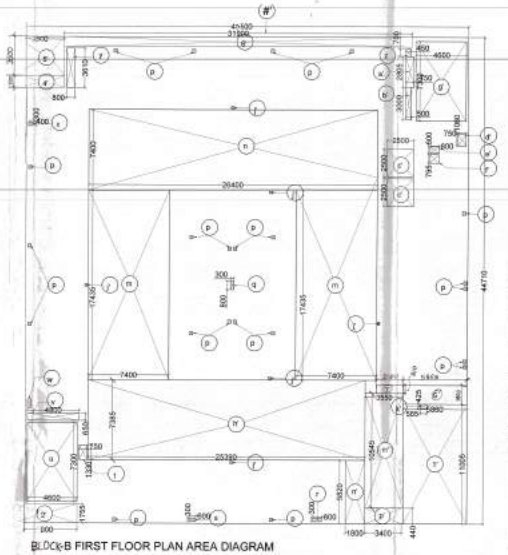

BLOCK-B FIRST FLOOR PLAN AREA DIAGRAM

STAIRCASE NO.	LOCATION	FLOORS	EXIT LEVEL
ST-01	BASEMENT	BASEMENT 2 TO TERRACE	LOWER GROUND
ST-02	BASEMENT	LOWER GROUND TO TERRACE	LOWER GROUND
ST-03	BASEMENT	BASEMENT 2 TO TERRACE	LOWER GROUND
ST-04	BASEMENT	BASEMENT 2 TO TERRACE	LOWER GROUND
ST-05	BASEMENT	BASEMENT 2 TO TERRACE	LOWER GROUND
ST-06	BASEMENT	BASEMENT 2 TO TERRACE	DRIVEWAY (AT INTERFACE)
ST-07	BASEMENT	BASEMENT TO TERRACE	LOWER GROUND
ST-08	BASEMENT	BASEMENT TO TERRACE	LOWER GROUND

SCHEDULE OF OPENING (DOORS)

S.NO	S.N NO.	WIDTH (MM)	QTY (nos)	HEIGHT (mm)
1	D1	1200	-	2450
2	D2	1050	-	2450
3	D3	900	-	2450
4	D4	750	-	2450
5	D5	1250	-	2450
6	FD6	3200	-	2450
7	D7	2150	-	2450
7	FD7	2150	-	2450

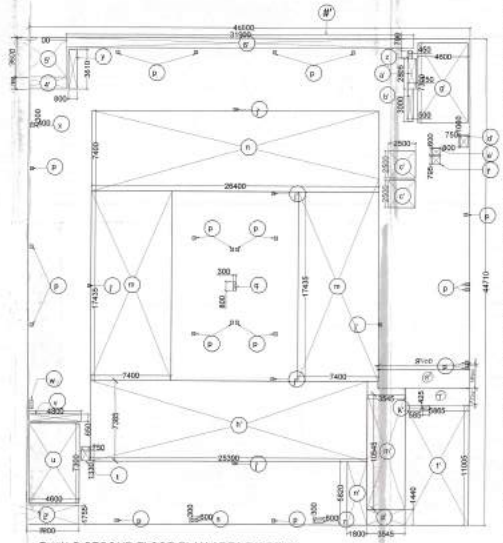

BLOCK-B SECOND FLOOR PLAN AREA DIAGRAM

FIRST FLOOR FAR AREA CALCULATION

BLOCK-B

ITEM	COEFF.	WIDTH	LENGHT	NOS.	AREA IN SQMT	
a'	1	41.7	44.708	1	1864.2236	X

SUBTRACTION

ITEM	COEFF.	WIDTH	LENGHT	NOS.	AREA IN SQMT	
b'	1	8.992	11.507	1	84.593	
c'	1	0.800	1.793	1	10.343	
d'	1	0.150	1.793	1	0.269	
e'	1	4.600	3.000	1	13.800	
f'	1	31.300	3.590	1	28.281	
g'	1	[illegible]	[illegible]	1	[illegible]	
TOTAL				=	1632.07	Y

INTERNAL AREA DEDUCTIONS

ITEM	COEFF.	WIDTH	LENGHT	NOS.	AREA IN SQMT	
m	1	7.400	17.434	3	386.623	
n	1	26.401	7.400	1	195.367	
p	1	0.300	0.300	32	1.728	
q	1	0.300	0.800	1	0.24	
r	1	0.838	0.300	1	0.251	
s	1	0.600	0.300	1	0.18	
t	1	0.750	1.302	1	0.977	
u	1	4.600	7.300	1	33.58	
v	1	4.600	0.550	1	2.53	
w	1	0.300	0.800	1	0.24	
x	1	0.400	0.300	1	0.12	
y	1	0.800	3.668	1	2.934	
z	1	0.450	0.750	1	0.338	
a'	1	0.750	2.665	1	2.000	
b'	1	0.500	3.080	1	1.540	
c'	1	2.500	3.040	2	15.200	
d'	1	0.750	1.040	1	0.780	
e'	1	0.800	0.600	1	0.480	
f'	1	0.800	0.750	1	0.600	
g'	1	4.500	7.336	1	33.012	
h'	1	26.300	7.300	1	191.990	
i'	1	0.3	0.72	8	0.216	
k'	1	5.487	0.427	1	2.341	
l'	1	3.556	10.548	1	37.508	
m'	1	1.500	5.520	1	18.478	
n'	1	3.456	1.440	1	4.976	
TOTAL				=	789.797	Z
FIRST FLOOR FAR (BLOCK-B) = X-(Y+Z)				=	1042.42	

EXIT WIDTH CALCULATION OF STAIRCASES OF FIRST FLOOR

FLOOR	TYPE / USAGE		OCCUPANT LOAD FACTOR (with Carpet)	OCCUPANT	STAIRCASE WIDTH PROVIDED (MM)	STAIRCASE WIDTH REQUIRED (MM)	STAIRCASE WIDTH ADJUSTED/ACTUAL (MM)	NO'S & WIDTH OF STAIRCASES PROVIDED (MM)	STAIRCASE WIDTH PROVIDED (MM)
			NBC 2016 Part 4 Fire and Life Safety (Volume No. 2) & Table 3.3 Page 206						
FIRST FLOOR	RETAIL (SQMT)	1042.420	6	173				4200	4200
	TOTAL	1042.420		173	15	1040	1040	4200	

FIRST CIRCULATION-FIRST FLOOR

	OCCUPANT LOAD FACTOR (with Carpet)	FORWARD CIRCULATION		BACKWARD CIRCULATION		TOTAL REQUIRED	TOTAL PROVIDED
	NBC 2016 Part 4 Fire and Life Safety (Volume No. 2) & Table 3.3 Page 206	LENGTH TOTAL PERIPHERY (REFER DIAGRAM FOR SECTION / VARIOUS LEG)		LENGTH TOTAL PERIPHERY (REFER DIAGRAM FOR SECTION / VARIOUS LEG)			
	0	100	150	200			
FIRST FLOOR		WIDTH (0.75)	TREADS (0.25)	WIDTH (0.75)	TREADS (0.25)	WIDTH / TREADS	WIDTH / TREADS
		0.75M TREAD 30 MM RISER (1 LANDING WIDTH 1.2 M & 2 FLIGHTS) (1 LANDING WIDTH 1.2 M & 2 FLIGHTS) (1 LANDING WIDTH 1.2 M & 2 FLIGHTS)	0.25M TREAD 30 MM RISER (1 LANDING WIDTH 1.2 M & 2 FLIGHTS) (1 LANDING WIDTH 1.2 M & 2 FLIGHTS) (1 LANDING WIDTH 1.2 M & 2 FLIGHTS)	0.75M TREAD 30 MM RISER (1 LANDING WIDTH 1.2 M & 2 FLIGHTS) (1 LANDING WIDTH 1.2 M & 2 FLIGHTS) (1 LANDING WIDTH 1.2 M & 2 FLIGHTS)	0.25M TREAD 30 MM RISER (1 LANDING WIDTH 1.2 M & 2 FLIGHTS) (1 LANDING WIDTH 1.2 M & 2 FLIGHTS) (1 LANDING WIDTH 1.2 M & 2 FLIGHTS)		
	NO. OF RISERS (REQUIRED)	20	15	20	15	35	35
	NO. OF RISERS (PROVIDED)	20	15	20	15	35	35

SECOND FLOOR FAR AREA CALCULATION

BLOCK-B

ITEM	COEFF.	WIDTH	LENGHT	NOS.	AREA IN SQMT	
a'	1	41.7	44.708	1	1864.2236	X

SUBTRACTION

ITEM	COEFF.	WIDTH	LENGHT	NOS.	AREA IN SQMT	
b'	1	8.992	11.507	1	84.593	
c'	1	0.800	1.793	1	10.343	
d'	1	0.150	1.793	1	0.269	
e'	1	4.600	3.000	1	13.800	
f'	1	31.300	0.900	1	28.281	
g'	1	[illegible]	[illegible]	1	[illegible]	
TOTAL				=	[illegible]	Y

INTERNAL AREA DEDUCTIONS

ITEM	COEFF.	WIDTH	LENGHT	NOS.	AREA IN SQMT	
m	1	7.400	17.434	3	386.623	
n	1	26.401	7.400	1	195.367	
p	1	0.300	0.300	32	1.728	
q	1	0.300	0.800	1	0.24	
r	1	0.800	0.300	1	0.24	
s	1	0.600	0.300	1	0.18	
t	1	0.750	1.302	1	0.977	
u	1	4.600	7.300	1	33.58	
v	1	4.600	0.550	1	2.53	
w	1	0.300	0.800	1	0.24	
x	1	0.400	0.300	1	0.12	
y	1	0.800	0.300	1	0.24	
z	1	0.450	0.750	1	0.338	
a'	1	0.750	2.665	1	2.000	
b'	1	0.500	3.080	1	1.540	
c'	1	2.500	3.040	2	15.200	
d'	1	0.750	1.040	1	0.780	
e'	1	0.800	0.600	1	0.480	
f'	1	0.800	0.750	1	0.600	
g'	1	4.500	7.336	1	33.012	
h'	1	26.300	7.300	1	191.990	
i'	1	0.3	0.72	8	0.216	
k'	1	5.487	0.427	1	2.341	
l'	1	3.556	10.548	1	37.508	
m'	1	1.500	5.520	1	18.478	
n'	1	3.456	1.440	1	4.976	
TOTAL				=	789.882	Z
SECOND FLOOR FAR (BLOCK-B) = X-(Y+Z)				=	1042.0[illegible]	

EXIT WIDTH CALCULATION OF STAIRCASES OF SECOND FLOOR

FLOOR	TYPE / USAGE		OCCUPANT LOAD FACTOR (with Carpet)	OCCUPANT	STAIRCASE WIDTH PROVIDED (MM)	STAIRCASE WIDTH REQUIRED (MM)	STAIRCASE WIDTH ADJUSTED/ACTUAL (MM)	NO'S & WIDTH OF STAIRCASES PROVIDED (MM)	STAIRCASE WIDTH PROVIDED (MM)
			NBC 2016 Part 4 Fire and Life Safety (Volume No. 2) & Table 3.3 Page 206						
SECOND FLOOR	RETAIL (SQMT)	1007.919	6	168				4200	4200
	TOTAL	1007.919		168	15	1040	1040	4200	

FIRST CIRCULATION-SECOND FLOOR RETAIL

	OCCUPANT LOAD FACTOR (with Carpet)	FORWARD CIRCULATION		BACKWARD CIRCULATION		TOTAL REQUIRED	TOTAL PROVIDED
	NBC 2016 Part 4 Fire and Life Safety (Volume No. 2) & Table 3.3 Page 206	LENGTH TOTAL PERIPHERY (REFER DIAGRAM FOR SECTION / VARIOUS LEG)		LENGTH TOTAL PERIPHERY (REFER DIAGRAM FOR SECTION / VARIOUS LEG)			
	0	100	150	200			
SECOND FLOOR		WIDTH (0.75)	TREADS (0.25)	WIDTH (0.75)	TREADS (0.25)	WIDTH / TREADS	WIDTH / TREADS
		0.75M TREAD 30 MM RISER (1 LANDING WIDTH 1.2 M & 2 FLIGHTS) (1 LANDING WIDTH 1.2 M & 2 FLIGHTS) (1 LANDING WIDTH 1.2 M & 2 FLIGHTS)	0.25M TREAD 30 MM RISER (1 LANDING WIDTH 1.2 M & 2 FLIGHTS) (1 LANDING WIDTH 1.2 M & 2 FLIGHTS) (1 LANDING WIDTH 1.2 M & 2 FLIGHTS)	0.75M TREAD 30 MM RISER (1 LANDING WIDTH 1.2 M & 2 FLIGHTS) (1 LANDING WIDTH 1.2 M & 2 FLIGHTS) (1 LANDING WIDTH 1.2 M & 2 FLIGHTS)	0.25M TREAD 30 MM RISER (1 LANDING WIDTH 1.2 M & 2 FLIGHTS) (1 LANDING WIDTH 1.2 M & 2 FLIGHTS) (1 LANDING WIDTH 1.2 M & 2 FLIGHTS)		
	NO. OF RISERS (REQUIRED)	20	15	20	15	35	35
	NO. OF RISERS (PROVIDED)	20	15	20	15	35	35

NOTES:

- ALL SHIFTS SHALL HAVE 100% POWER BACKUP.
- ALL ELECTRICAL INSTALLATIONS SHALL BE AS PER PROVISION OF NBC.
- FIRE-FIGHTING SAFETY PROVISIONS WILL BE AS PER RELEVANT NBC PROVISIONS.
- BASEMENT AREA SHALL BE MECHANICALLY VENTILATED AS PER RELEVANT CODE
- ALL TOILETS ARE VENTILATED AS PER HARYANA BUILDING CODE.
- BUILDING HAS AUTOMATIC SPRINKLER SYSTEM WHEREVER REQUIRED BY NBC
- BUILDING WILL BE DESIGNED (STRUCTURES) AS PER RELEVANT CODE I.S. CODES FOR EARTHQUAKE RESISTANCE.
- ALL HIGH RISE BUILDINGS ARE INTERCONNECTED THROUGH CORRIDOR/BRIDGES.
- SOLAR PANEL OF REQUIRED CAPACITY SHALL BE PROVIDED ON ROOF TOP AS PER HAREDA / ZONING NORMS.
- ONE EXTERNAL WALL TOWARDS BALCONY SIDE IN ANY ONE OF THE ROOMS IN RESIDENTIAL APARTMENT SHOULD BE IN 1 HR. FIRE RATED WITH PROVISION OF SPRINKLER ON INTERNAL SIDE OF THE SAME WALL.
- ALL HANDICAP RAMPS WITH RAILING

KEY PLAN

ORIENTATION

PRINCIPAL ARCHITECT:

ARCOP ASSOCIATES PVT. LTD. A-15 , Pamposh Enclave, Greater Kailash-I , New Delhi-110048

ARCOP

MEP CONSULTANTS

ENVIRONS BUILDING SERVICES CONSULTANTS
A-14 (Basement), Shivalik,
New Delhi - 110017
Ph : 011 - 41765684
E-mail : environsconsultants@gmail.com

PROJECT:- REVISED BUILDING PLANS OF

COMBINED INTEGRATED COMMERCIAL COLONY (UNDER LEFT OVER POCKET POLICY) MEASURING 3.35 ACRES (LICENCE NO. 32 OF 2020 DATED 21/10/2020 & LICENCE NO. 29 OF 2021 DATED 19/06(2021) FALLING IN THE VILLAGE ADAMPUR, SUB TEHSIL WAZIRABAD, SECTOR-90 DISTRICT GURUGRAM, MANESAR URBAN COMPLEX BEING DEVELOPED BY PYRAMID CITY PROJECTS LLP & OTHERS IN COLLABORATION WITH ELAN LIMITED

This is a "PROVISIONAL BUILDING PLAN" approved only for the purpose of inviting objections from the general public

For ELAN LIMITED

OWNER/AUTH. SIGNATURE | ARCHITECT'S SIGNATURE

DRAWING TITLE

BLOCK-B
FIRST FLOOR and SECOND FLOOR PLAN

DRAWING NO. A-14 | SCALE - 1:150

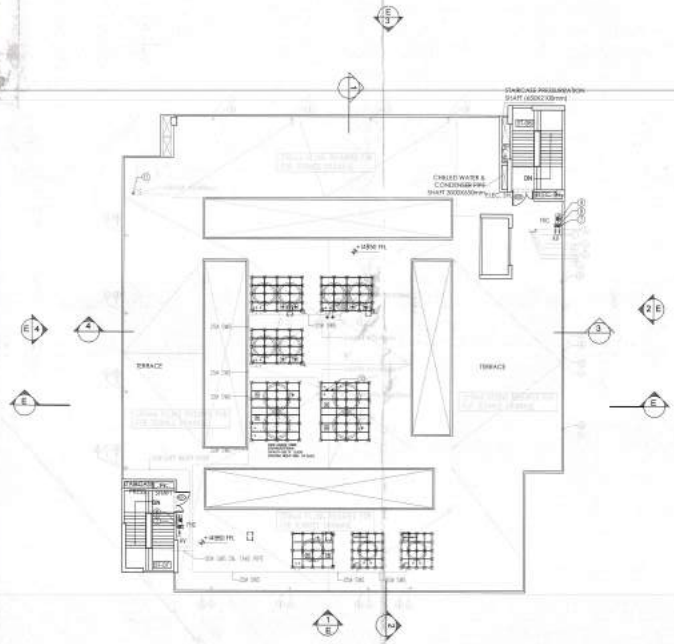

BLOCK-B TERRACE PLAN

BLOCK-B ROOF PLAN

MUMTY AREA DETAIL					
BLOCK-B					
S. No.	COEFF.	WIDTH	LENGTH	NOS.	AREA IN SQMT
M7	1	5.200	8.550	1	44.460
M8	1	5.200	7.890	1	41.028
TOTAL AREA				=	85.488

MACHINE ROOM AREA DETAIL					
S. No.	COEFF.	WIDTH	LENGTH	NOS.	AREA IN SQMT
MR5	1	4.750	5.900	1	28.025
TOTAL AREA				=	28.025

WATER TANK					
S. No.	COEFF.	WIDTH	LENGTH	NOS.	AREA IN SQMT
WT2	1	5.000	5.885	2	58.850
TOTAL AREA				=	58.850
TOTAL AREA OF BLOCK-B				=	172.363

STAIRCASE NO	LOCATION	FLOORS	ENTURNS
ST-01	BLOCK-B	BASEMENT 2 TO TERRACE	LOWER GROUND
ST-02	BLOCK-B	LOWER GROUND TO TERRACE	LOWER GROUND
ST-03	BLOCK-B	BASEMENT 2 TO TERRACE	LOWER GROUND
ST-04	BLOCK-B	BASEMENT 2 TO TERRACE	LOWER GROUND
ST-05	BLOCK-B	BASEMENT 2 TO TERRACE	LOWER GROUND
ST-06	BLOCK-B	DRIVEWAY U.G. (ABOVE GRD.)	
ST-07	BLOCK-B	BASEMENT TO TERRACE	LOWER GROUND
ST-08	BLOCK-B	BASEMENT TO TERRACE	LOWER GROUND

SCHEDULE OF OPENING (DOORS)

S.NO.	D/W NO.	WIDTH (mm)		C.SL (mm)	LNTL (mm)
1	D1	1200		-	2450
2	D2	1050		-	2450
3	D3	900		-	2450
4	D4	750		-	2450
5	D5	1250		-	2450
6	FD6	2200		-	2450
7	D7	2150		-	2450
7	FD7	2150		-	2450

This is a "PROVISIONAL BUILDING PLAN" approved only for the purpose of inviting objections from the general public.

NOTES:

- ALL SHIFTS SHALL HAVE 100% POWER BACKUP.
- ALL ELECTRICAL INSTALLATIONS SHALL BE AS PER PROVISION OF NBC.
- FIRE-FIGHTING SAFETY PROVISIONS WILL BE AS PER RELEVANT NBC PROVISIONS.
- BASEMENT AREA SHALL BE MECHANICALLY VENTILATED AS PER RELEVANT CODE.
- ALL TOILETS ARE VENTILATED AS PER HARYANA BUILDING CODE.
- BUILDING HAS AUTOMATIC SPRINKLER SYSTEM WHEREVER REQUIRED BY NBC
- BUILDING WILL BE DESIGNED (STRUCTURES) AS PER RELEVANT CODE I.S. CODES FOR EARTHQUAKE RESISTANCE.
- ALL HIGH RISE BUILDINGS ARE INTERCONNECTED THROUGH CORRIDOR/BRIDGES.
- SOLAR PANEL OF REQUIRED CAPACITY SHALL BE PROVIDED ON ROOF TOP AS PER HAREDA / ZONING NORMS.
- ONE EXTERNAL WALL TOWARDS BALCONY SIDE IN ANY ONE OF THE ROOMS IN RESIDENTIAL APARTMENT SHOULD BE IN 1 HR. FIRE RATED WITH PROVISION OF SPRINKLER ON INTERNAL SIDE OF THE SAME WALL.
- ALL HANDICAP RAMPS WITH RAILING

KEY PLAN

ORIENTATION

PRINCIPAL ARCHITECT:

ARCOP ASSOCIATES PVT. LTD. A-15 , Pamposh Enclave, Greater Kailash-I , New Delhi-110048

ARCOP

MEP CONSULTANTS

ENVIRONS BUILDING SERVICES CONSULTANTS
A-14 (Basement), Shivalik,
New Delhi - 110017
Ph.:011 - 41765684
E-mail : environsconsultants@gmail.com

PROJECT:- REVISED BUILDING PLANS OF

COMBINED INTEGRATED COMMERCIAL COLONY (UNDER LEFT OVER POCKET POLICY) MEASURING 5.35 ACRES (LICENCE NO. 32 OF 2020 DATED 31/10/2020 & LICENCE NO. 29 OF 2021 DATED 18/09/2021) FALLING IN THE VILLAGE ADAMPUR, SUB TEHSIL WAZIRABAD, SECTOR-50 DISTRICT GURUGRAM, MANESAR URBAN COMPLEX BEING DEVELOPED BY-PYRAMID CITY PROJECTS LLP & OTHERS IN COLLABORATION WITH ELAN LIMITED.

For ELAN LIMITED

OWNER/AUTH. SIGNATURE | ARCHITECT'S SIGNATURE

DRAWING TITLE

BLOCK-B

TERRACE FLOOR and ROOF FLOOR PLAN

DRAWING NO. A-15 | SCALE :- 1:150

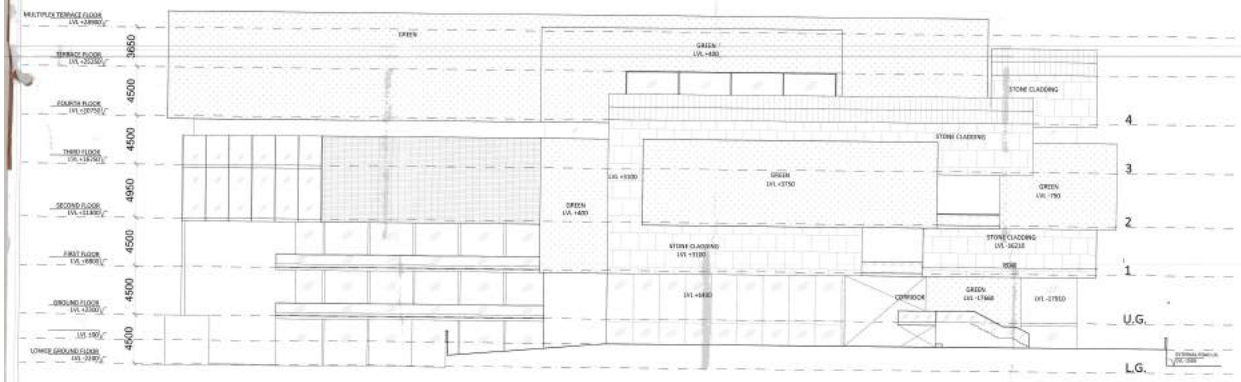

BLOCK A ELEVATION 01- SOUTH

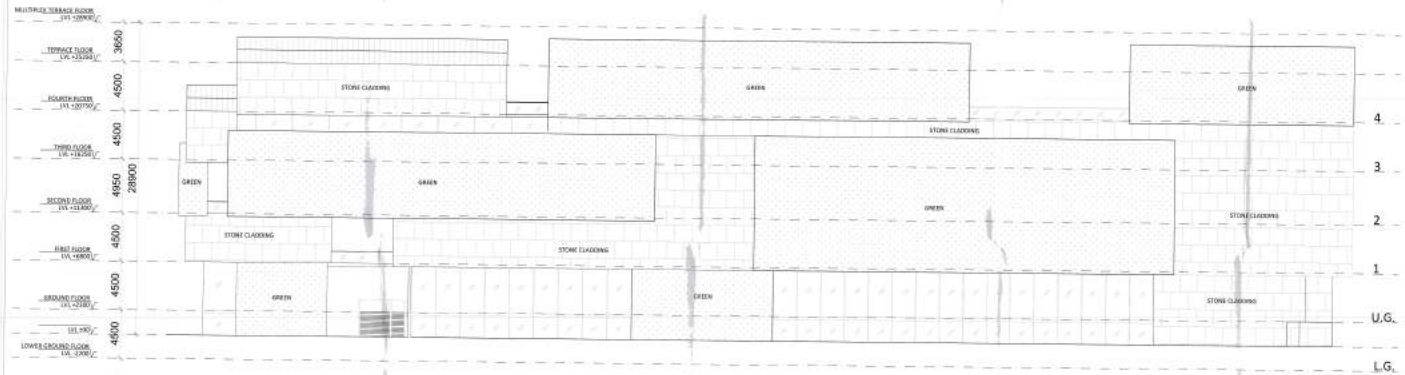

BLOCK A ELEVATION 02- EAST

Elevation 1- South

BLOCK B ELEVATION 01- SOUTH

Elevation 2- East

BLOCK B ELEVATION 02- EAST

NOTES

- ALL SHIFTS SHALL HAVE 100% POWER BACKUP.
- ALL ELECTRICAL INSTALLATIONS SHALL BE AS PER PROVISION OF NBC
- FIRE-FIGHTING SAFETY PROVISIONS WILL BE AS PER RELEVANT NBC PROVISIONS.
- BASEMENT AREA SHALL BE MECHANICALLY VENTILATED AS PER RELEVANT CODE.
- ALL TOILETS ARE VENTILATED AS PER HARYANA BUILDING CODE.
- BUILDING HAS AUTOMATIC SPRINKLER SYSTEM WHEREVER REQUIRED BY NBC
- BUILDING WILL BE DESIGNED (STRUCTURES) AS PER RELEVANT CODE I.S. CODES FOR EARTHQUAKE RESISTANCE.
- ALL HIGH RISE BUILDINGS ARE INTERCONNECTED THROUGH CORRIDOR/BRIDGES.
- SOLAR PANEL OF REQUIRED CAPACITY SHALL BE PROVIDED ON ROOF TOP AS PER HAREDA / ZONING NORMS.
- ONE EXTERNAL WALL TOWARDS BALCONY SIDE IN ANY ONE OF THE ROOMS IN RESIDENTIAL APARTMENT SHOULD BE IN 1 HR. FIRE RATED WITH PROVISION OF SPRINKLER ON INTERNAL SIDE OF THE SAME WALL.
- ALL HANDICAP RAMPS WITH RAILING

KEY PLAN

ORIENTATION

PRINCIPAL ARCHITECT

ARCOP ASSOCIATES PVT. LTD. A-15 , Pamposh Enclave, Greater Kailash-I , New Delhi-110048

ARCOP

MEP CONSULTANTS

ENVIRONS BUILDING SERVICES CONSULTANTS
A-14 (Basement), Shivalik,
New Delhi - 110017
Ph : 011 - 41765684
E-mail : environsconsultants@gmail.com

PROJECT:-

APPROVAL OF REVISED BUILDING PLANS OF INTEGRATED COMMERCIAL COLONY (UNDER LEFT OVER POCKET POLICY) MEASURING 3.38 ACRES (LICENCE NO. 32 OF 2020 DATED 31/10/2020 & LICENCE NO. 29 OF 2021 DATED 18/06/2021) FALLING IN THE VILLAGE ADAMPUR, SUB TEHSIL WAZIRABAD, SECTOR-50 DISTRICT GURUGRAM, MANESAR URBAN COMPLEX BEING DEVELOPED BY-PYRAMID CITY PROJECTS LLP & OTHERS IN COLLABORATION WITH ELAN LIMITED

For ELAN LIMITED

Authorised Signatory

OWNER/AUTH. SIGNATURE | ARCHITECT'S SIGNATURE

DRAWING TITLE

BLOCK A and BLOCK B ELEVATIONS (EAST and SOUTH SIDE)

DRAWING NO. A-16 | SCALE - 1:150

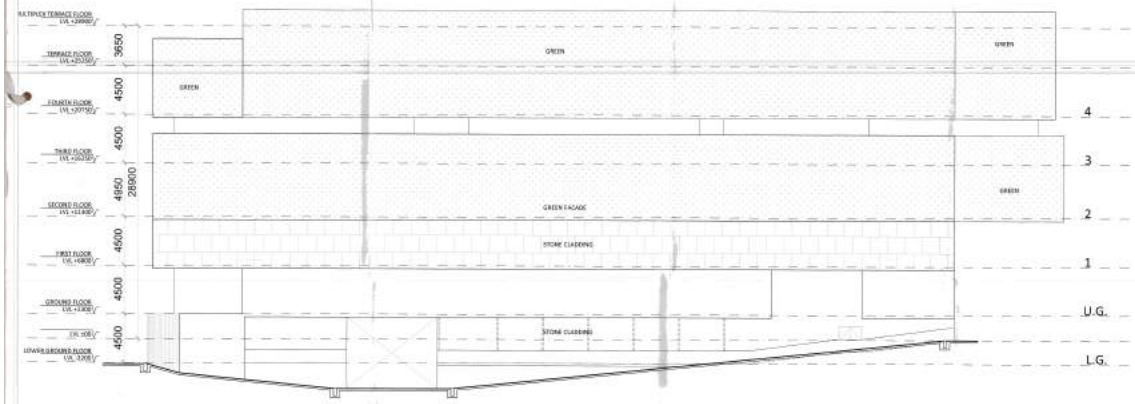

BLOCK A ELEVATION 03- NORTH

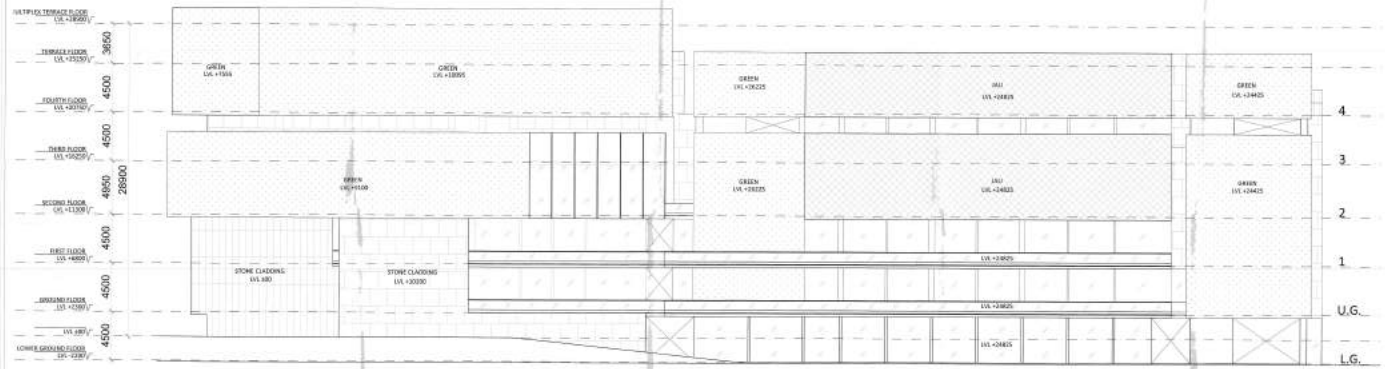

BLOCK A ELEVATION 04- WEST

Elevation 3- North

BLOCK B ELEVATION 03- NORTH

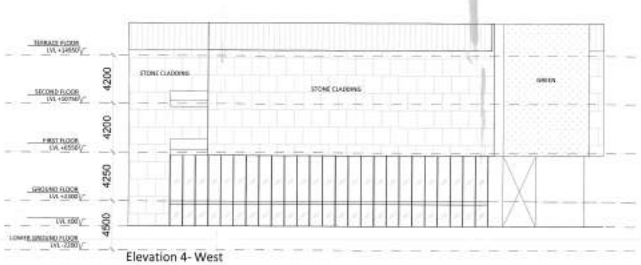

Elevation 4- West

BLOCK B ELEVATION 04- WEST

NOTES:

- ALL SHIFTS SHALL HAVE 100% POWER BACKUP.
- ALL ELECTRICAL INSTALLATIONS SHALL BE AS PER PROVISION OF NBC.
- FIRE-FIGHTING SAFETY PROVISIONS WILL BE AS PER RELEVANT NBC PROVISIONS.
- BASEMENT AREA SHALL BE MECHANICALLY VENTILATED AS PER RELEVANT CODE.
- ALL TOILETS ARE VENTILATED AS PER HARYANA BUILDING CODE.
- BUILDING HAS AUTOMATIC SPRINKLER SYSTEM WHEREVER REQUIRED BY NBC
- BUILDING WILL BE DESIGNED (STRUCTURES) AS PER RELEVANT CODE I.S. CODES FOR EARTHQUAKE RESISTANCE.
- ALL HIGH RISE BUILDINGS ARE INTERCONNECTED THROUGH CORRIDOR/BRIDGES.
- SOLAR PANEL OF REQUIRED CAPACITY SHALL BE PROVIDED ON ROOF TOP AS PER HAREDA / ZONING NORMS.
- ONE EXTERNAL WALL TOWARDS BALCONY SIDE IN ANY ONE OF THE ROOMS IN RESIDENTIAL APARTMENT SHOULD BE IN 1 HR. FIRE RATED WITH PROVISION OF SPRINKLER ON INTERNAL SIDE OF THE SAME WALL.
- ALL HANDICAP RAMPS WITH RAILING

KEY PLAN

ORIENTATION

PRINCIPAL ARCHITECT:

ARCOP ASSOCIATES PVT. LTD. A-15, Pamposh Enclave, Greater Kailash-I, New Delhi-110048

ARCOP

MEP CONSULTANTS

ENVIRONS BUILDING SERVICES CONSULTANTS
A-14 (Basement), Shivalik,
New Delhi - 110017
Ph : 011 - 41765084
E-mail : environsconsultants@gmail.com

PROJECT:-

APPROVAL OF REVISED BUILDING PLANS OF INTEGRATED COMMERCIAL COLONY (UNDER LEFT OVER POCKET POLICY) MEASURING 3.35 ACRES (LICENCE NO. 32 OF 2020 DATED 31/10/2020 & LICENCE NO. 29 OF 2021 DATED 18/09/2021) FALLING IN THE VILLAGE ADAMPUR, SUB TEHSIL WAZIRABAD, SECTOR-90 DISTRICT GURUGRAM, MANESAR URBAN COMPLEX BEING DEVELOPED BY-PYRAMID CITY PROJECTS LLP & OTHERS IN COLLABORATION WITH ELAN LIMITED.

For ELAN LIMITED

OWNER/AUTH. SIGNATURE | ARCHITECT'S SIGNATURE

DRAWING TITLE

BLOCK A and BLOCK B ELEVATIONS (NORTH and WEST SIDE)

DRAWING NO. A-17 | SCALE :- 1:150

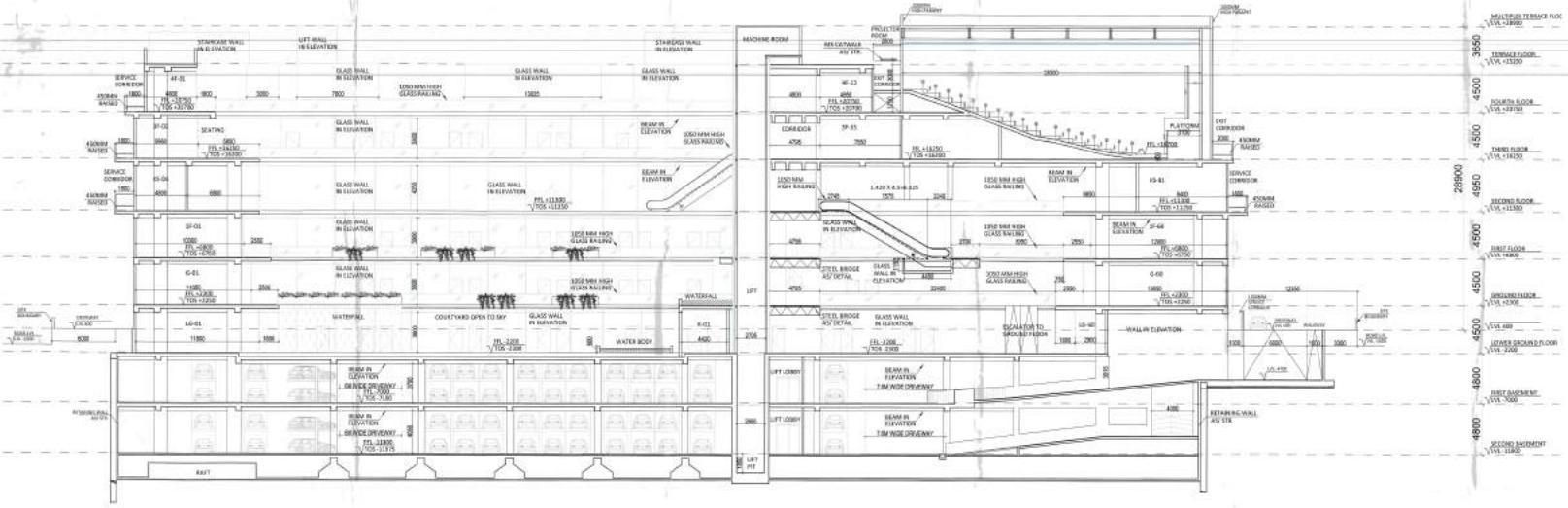

BLOCK A SECTION AA

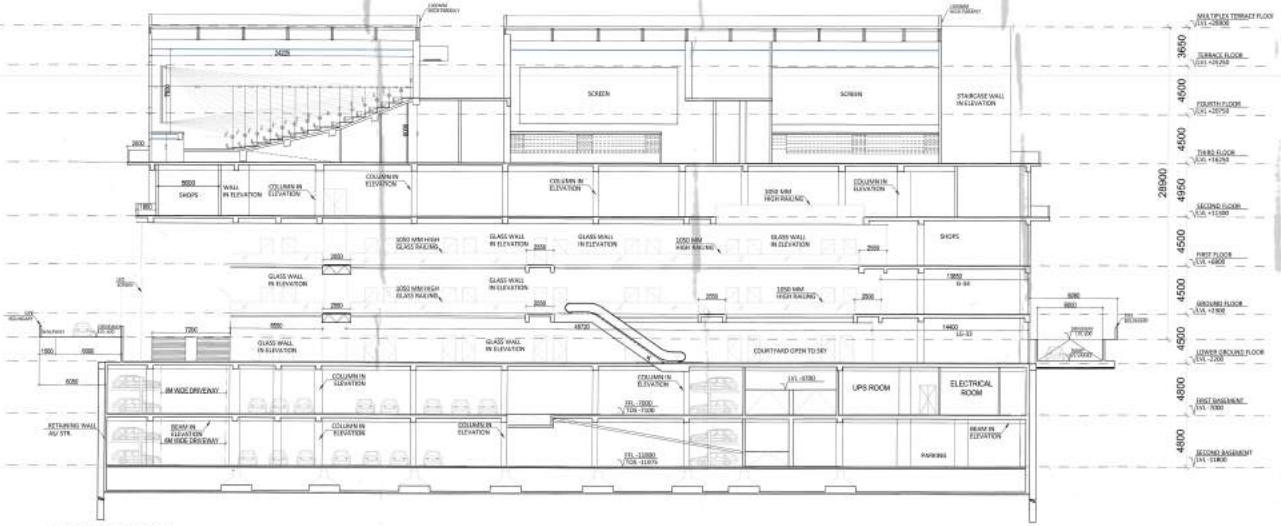

BLOCK A SECTION BB

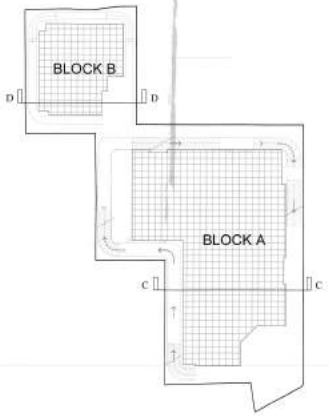

NOTES:

- ALL SHIFTS SHALL HAVE 100% POWER BACKUP.
- ALL ELECTRICAL INSTALLATIONS SHALL BE AS PER PROVISION OF NBC.
- FIRE-FIGHTING SAFETY PROVISIONS WILL BE AS PER RELEVANT NBC PROVISIONS.
- BASEMENT AREA SHALL BE MECHANICALLY VENTILATED AS PER RELEVANT CODE.
- ALL TOILETS ARE VENTILATED AS PER HARYANA BUILDING CODE.
- BUILDING HAS AUTOMATIC SPRINKLER SYSTEM WHEREVER REQUIRED BY NBC
- BUILDING WILL BE DESIGNED (STRUCTURES) AS PER RELEVANT CODE I.S. CODES FOR EARTHQUAKE RESISTANCE.
- ALL HIGH RISE BUILDINGS ARE INTERCONNECTED THROUGH CORRIDOR/BRIDGES.
- SOLAR PANEL OF REQUIRED CAPACITY SHALL BE PROVIDED ON ROOF TOP AS PER HAREDA / ZONING NORMS.
- ONE EXTERNAL WALL TOWARDS BALCONY SIDE IN ANY ONE OF THE ROOMS IN RESIDENTIAL APARTMENT SHOULD BE IN 1 HR. FIRE RATED WITH PROVISION OF SPRINKLER ON INTERNAL SIDE OF THE SAME WALL.
- ALL HANDICAP RAMPS WITH RAILING

KEY PLAN

PRINCIPAL ARCHITECT:

ARCOP ASSOCIATES PVT. LTD. A-15 , Pamposh Enclave, Greater Kailash-I , New Delhi-110048

ARCOP

MEP CONSULTANTS

ENVIRONS BUILDING SERVICES CONSULTANTS
A-14 (Basement), Shivalik, New Delhi - 110017
Ph : 011 - 41765684
E-mail : environsconsultants@gmail.com

PROJECT:-

APPROVAL OF REVISED BUILDING PLANS OF INTEGRATED COMMERCIAL COLONY (UNDER LEFT OVER POCKET POLICY) MEASURING 3.35 ACRES (LICENCE NO. 32 OF 2020 DATED 31/05/2020 & LICENCE NO. 29 OF 2021 DATED 18/06/2021) FALLING IN THE VILLAGE ADAMPUR, SUB TEHSIL MAZRABAD, SECTOR-50 DISTRICT GURUGRAM, MANESAR URBAN COMPLEX BEING DEVELOPED BY PYRAMID CITY PROJECTS LLP & OTHERS IN COLLABORATION WITH ELAN LIMITED

For ELAN LIMITED
Authorised Signatory

QUNDRIJAUTH SIGNATURE | ARCHITECT'S SIGNATURE

DRAWING TITLE

BLOCK A SECTIONS

DRAWING NO: A-18 | SCALE :- 1:150

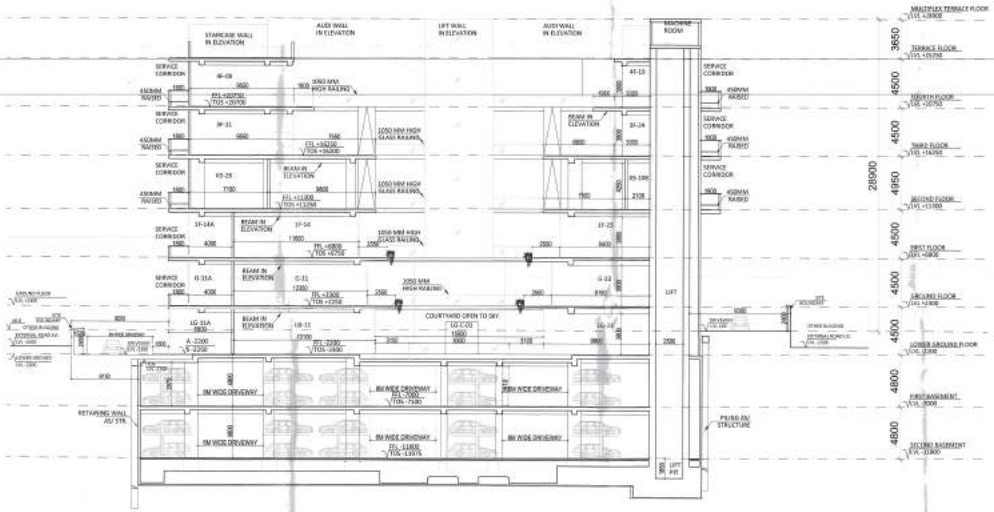

BLOCK A SECTION CC

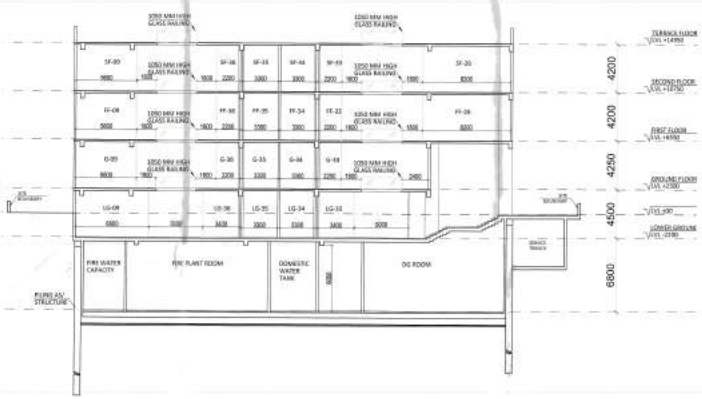

BLOCK B SECTION EE

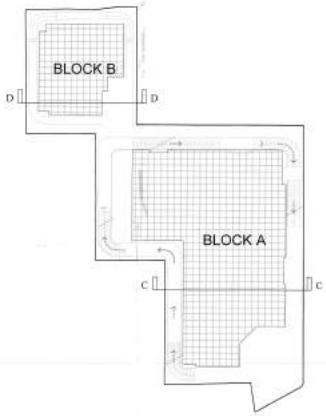

This is a "PROVISIONAL BUILDING PLAN" approved for the purpose of building sequence from a planning point of view.

DEPUTY DIRECTOR (TCP) HARYANA

ARCHITECT

P.A. A.T.P.

NOTES:

- ALL SHIFTS SHALL HAVE 100% POWER BACKUP.
- ALL ELECTRICAL INSTALLATIONS SHALL BE AS PER PROVISION OF NBC.
- FIRE-FIGHTING SAFETY PROVISIONS WILL BE AS PER RELEVANT NBC PROVISIONS.
- BASEMENT AREA SHALL BE MECHANICALLY VENTILATED AS PER RELEVANT CODE.
- ALL TOILETS ARE VENTILATED AS PER HARYANA BUILDING CODE.
- BUILDING HAS AUTOMATIC SPRINKLER SYSTEM WHEREVER REQUIRED BY NBC
- BUILDING WILL BE DESIGNED (STRUCTURES) AS PER RELEVANT CODE I.S. CODES FOR EARTHQUAKE RESISTANCE.
- ALL HIGH RISE BUILDINGS ARE INTERCONNECTED THROUGH CORRIDOR/BRIDGES.
- SOLAR PANEL OF REQUIRED CAPACITY SHALL BE PROVIDED ON ROOF TOP AS PER HAREDA / ZONING NORMS.
- ONE EXTERNAL WALL TOWARDS BALCONY SIDE IN ANY ONE OF THE ROOMS IN RESIDENTIAL APARTMENT SHOULD BE IN 1 HR. FIRE RATED WITH PROVISION OF SPRINKLER ON INTERNAL SIDE OF THE SAME WALL.
- ALL HANDICAP RAMPS WITH RAILING

KEY PLAN

ORIENTATION

PRINCIPAL ARCHITECT:

ARCOP ASSOCIATES PVT. LTD. A-15, Pamposh Enclave, Greater Kailash-I, New Delhi-110048

ARCOP

MEP CONSULTANTS

ENVIRONS BUILDING SERVICES CONSULTANTS
A-14 (Basement), Shivalik,
New Delhi - 110017
Ph : 011 - 41765184
E-mail : environsconsultants@gmail.com

PROJECT:-

APPROVAL OF REVISED BUILDING PLANS OF INTEGRATED COMMERCIAL COLONY (UNDER LEFT OVER POCKET POLICY) MEASURING 3.35 ACRES (LICENCE NO. 32 OF 2020 DATED 31/10/2020 & LICENCE NO: 29 OF 2021 DATED 18/05/2021) FALLING IN THE VILLAGE ADAMPUR, SUB TEHSIL WAZIRABAD, SECTOR-50 DISTRICT GURUGRAM, MANESAR URBAN COMFLEX BEING DEVELOPED BY PYRAMID CITY PROJECTS LLP & OTHERS IN COLLABORATION WITH ELAN LIMITED

For ELAN LIMITED
Authorised Signatory

Partner
Board of Directors
Authorised Signatory

OWNER/AUTH. SIGNATURE | ARCHITECT'S SIGNATURE

DRAWING TITLE

BLOCK A and BLOCK B SECTIONS

DRAWING NO. A-19 | SCALE :- 1:100